

Spotlight


WORKBOOK

Virginia Evans
Jenny Dooley
Nadezhda Bykova
Marina Pospelova

STARTER





Trace and colour.






Name:




Help Ellie get to the circus.



Continue the line.



Continue the lines.



Help Larry and Lulu get to the island.




1

Hello, Nanny Shine!

1 Draw lines.



2 Trace and colour. Then say.



2


Funny Fellow!

1 Colour. Then say.



2 Listen to your teacher and circle. Then say.

la - 1 ep - br. +



3 Colour. Then say.

la (p) - br. +





3


Look at Chuckles!

1 Match. Then say.

1a(1,2)+
1b(1,2)+
1c(1+)
1d(2)-



2 Continue the lines. Then say.



I English!


1  Listen and colour. Then say.







2 Look and draw lines. Then say.



Let's Play!





4


Have a Nice Day!

1 Colour and match. Then say.


1




2



3



4



5

2 Colour. Then say.


1

2

3

4

5



5

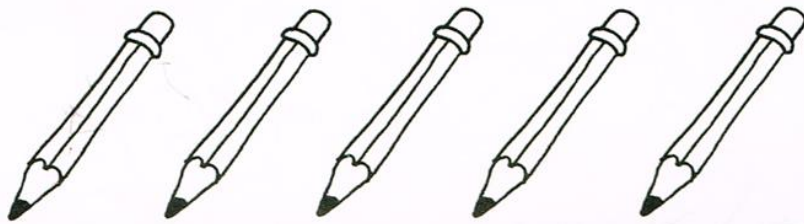
Get Your Schoolbag!

1 Colour. Then say.

4



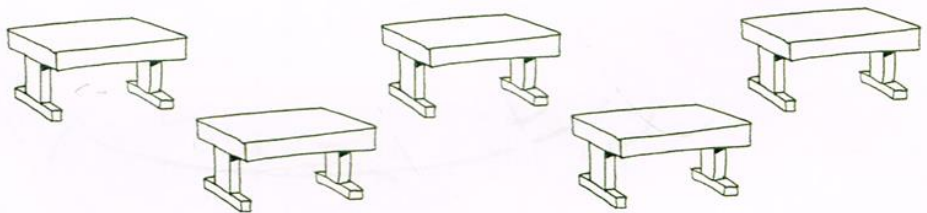
1




2




5



3




2 Look and trace. Then listen to your teacher and match.



6

How Many Pencils?

1 Count and write. Then say.



10



3



7



1



4



4




2



3



4



6



8




9

2 Continue the lines. Then say.





I English!





1  Listen and colour. Then say.



2 Find 5 differences and circle. Then say.



Let's Play!






7

Let's Watch TV!

1 Colour and say.




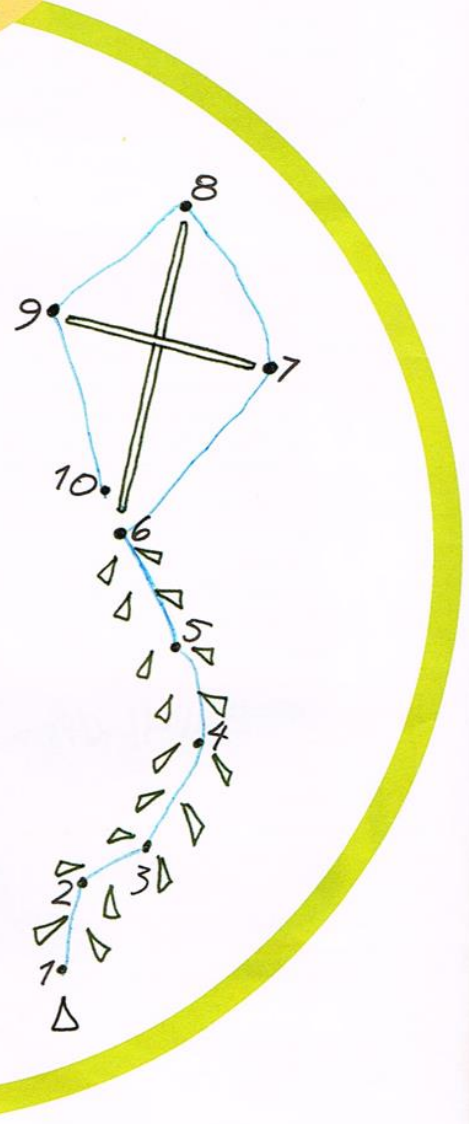
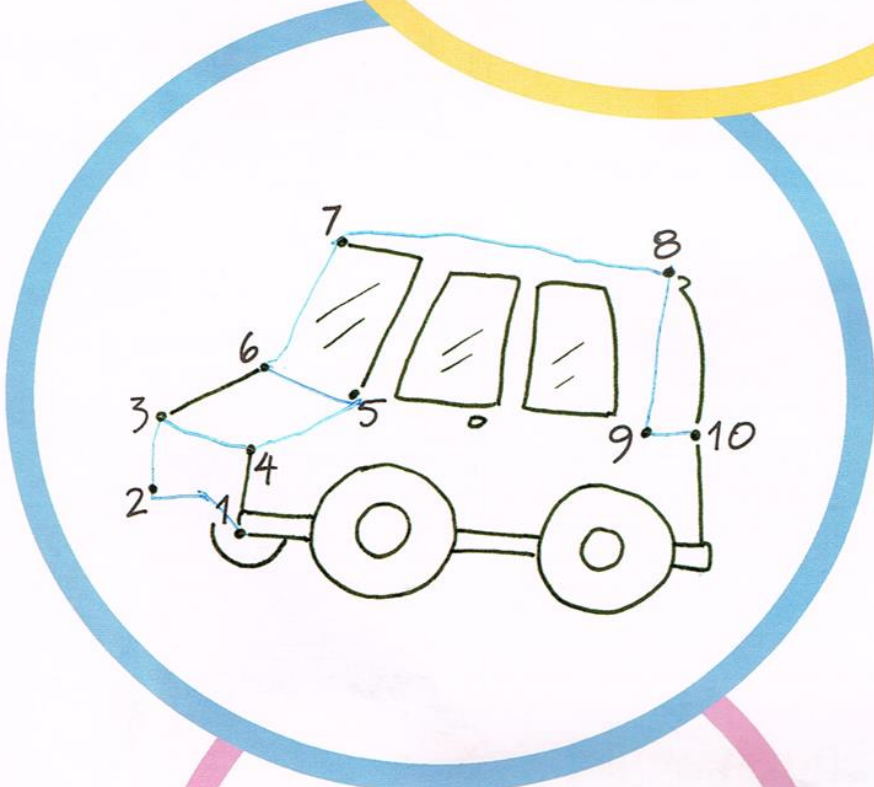
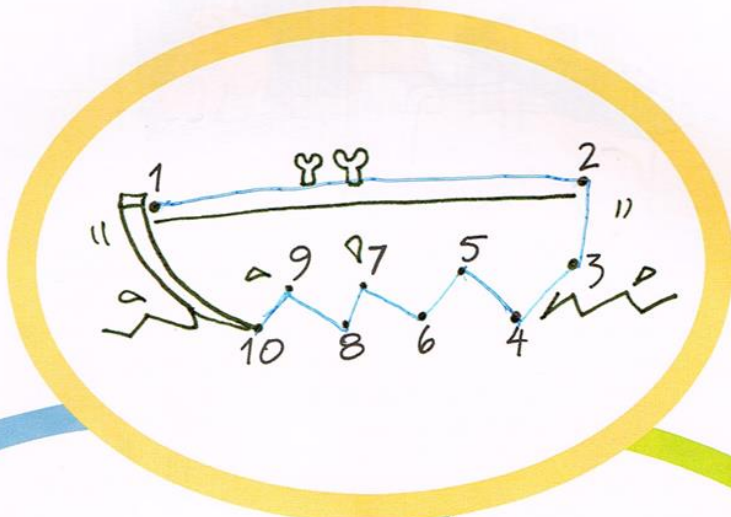
2 Find 6 differences and circle. Then say.





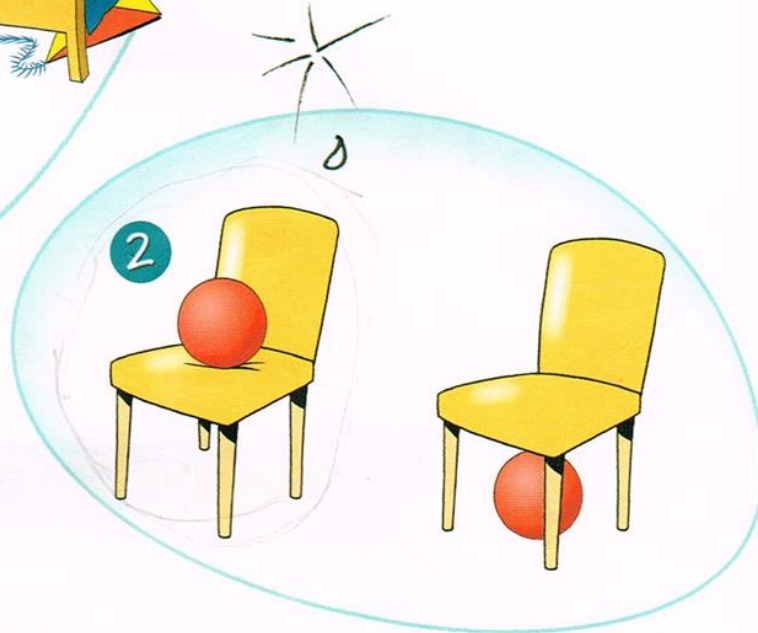

8

What Have I Got?

1 Join the numbers. Then say.



2 Listen to your teacher and circle. Then say.



9


Let's Play!

1 Count and write. Then say.

A large illustration of a playroom. On the left, a girl with red hair in a blue dress sits on the floor. The room contains several shelves with airplanes, a teddy bear on a pink ball, a sailboat, a yellow train, a red car, a boat, and other toys. Handwritten numbers in boxes are placed around the toys for counting:

- 7 (near the girl)
- 2 (near a sailboat)
- 3 (near a train)
- 4 (near a ball)
- 5 (near a car)
- 8 (near an airplane)
- 6 (near a teddy bear)
- 8 (near a boat)

2 Match. Then say.




I English!

1  Listen and circle. Then say.

I




II




2 What's missing? Draw and say.

1



2




3



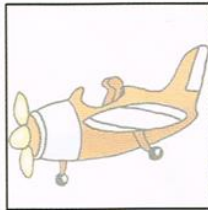

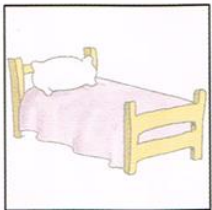


4







5



Let's Play!






10







Nanny's Pets!

1 Let's play!

Bingo







2 Circle and say.






11

Tommy the Tortoise!

1 Draw and colour. Then say.






2 Listen to your teacher and match. Then say.












Kitty Can Jump!

1 Count and write. Then say.




2 Look and put a tick (✓) or a cross (X). Then say.

I English!









1  Listen and draw lines. Then say.









2 Look, find the pairs and draw lines. Then say.



Let's Play!

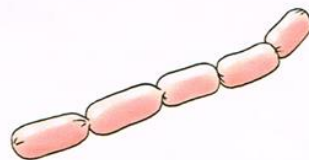






13

What's in Your Basket?

1 Find and colour. Then say.

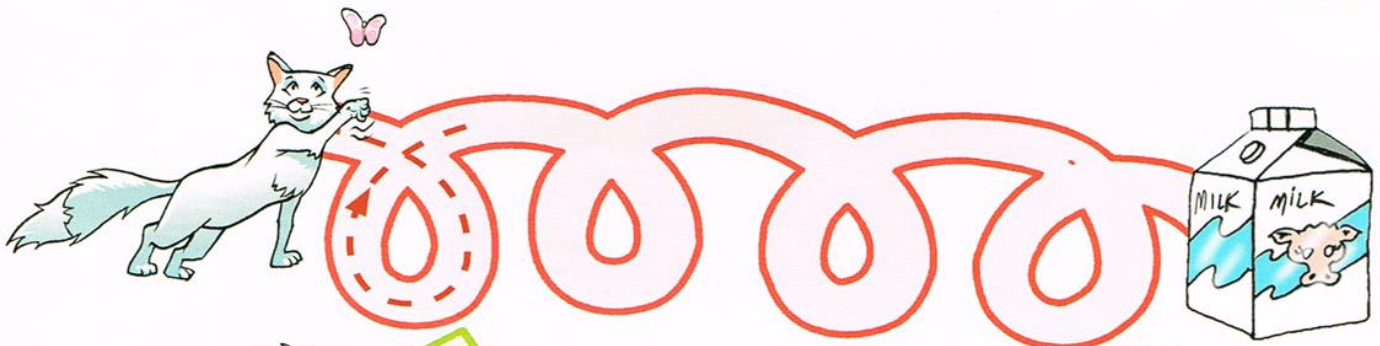




2 What's in your basket? Draw lines and say.






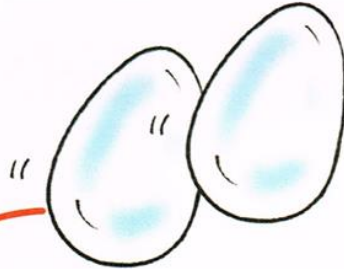



I Like Sandwiches!

1 Continue the lines and say.




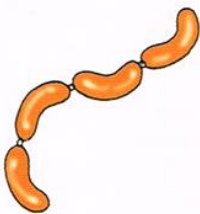





2 Listen to your teacher and match. Then say.




The Seaside!


1 Match, then say.



2 Look and match. Then say.

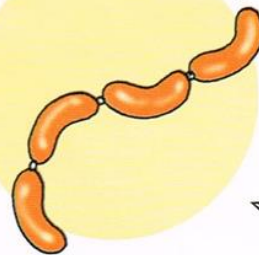


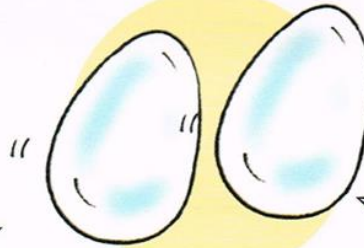




I English!

1  Listen and match. Then say.




2 Colour. Then say.




Let's Play!



1 2 3 4 5






1 2 3 4 5





6 7 8 9 10

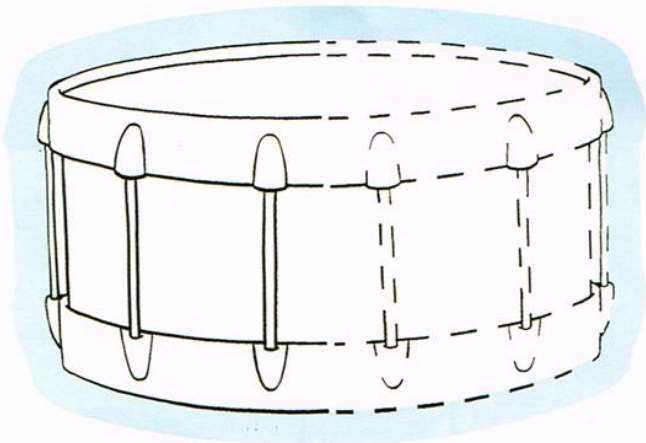
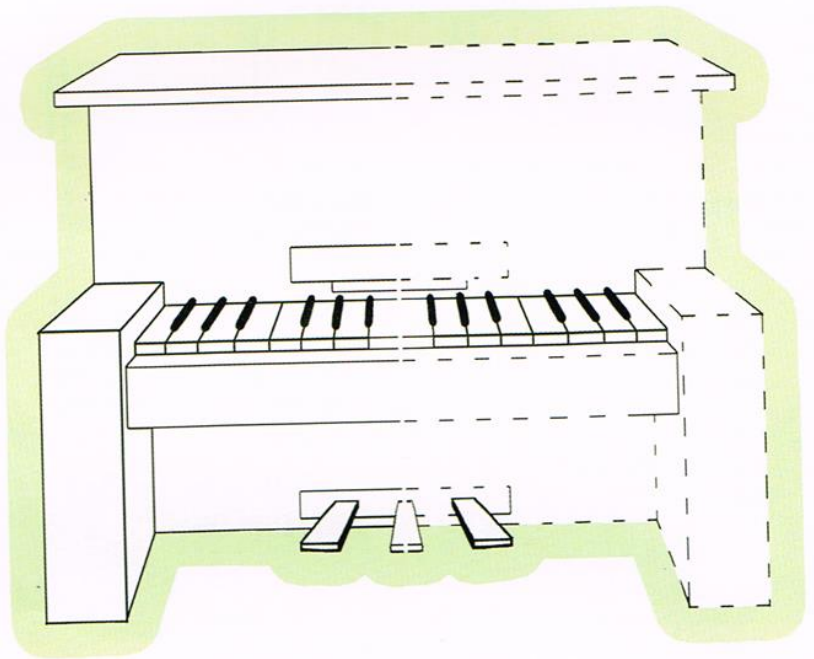


6 7 8 9 10




Playtime!

1 Trace and colour. Then say.




2 Match. Then say.




Playtime!

1 Follow the lines and say.




2 Listen to your teacher and circle. Then say.

1



2



3



4



5



Playtime!

1 Colour. Then say.








1
2
3





4
5

2 Look and circle. Then say.







Picture Cards














2

3

4

5





6



7



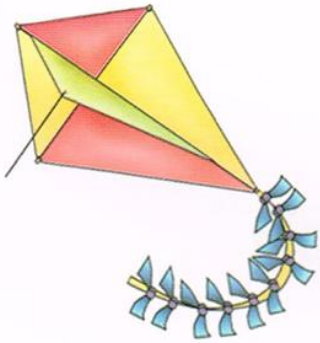

8









9

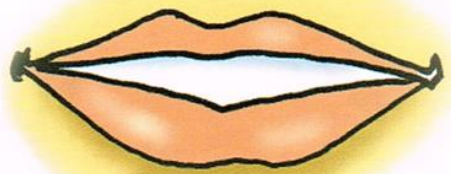








10








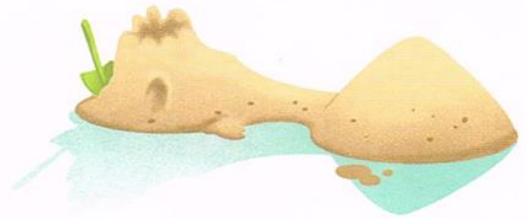
















Bravo!



Great!



Right on!



Bravo!




Thumbs up!



Great!



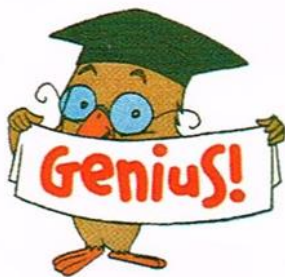
Genius!



TIP
TOP!



Genius!



Great!



GENIUS!



Right on!



Bravo!



Great!



Right on!



Bravo!




Thumbs up!



Great!



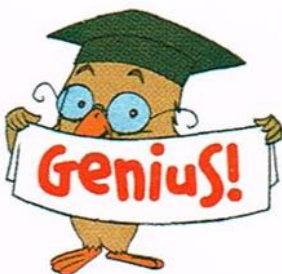
Genius!



TIP
TOP!



Genius!



Great!


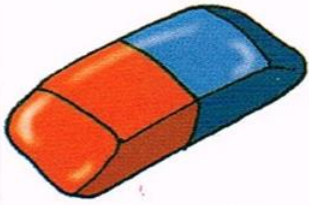


GENIUS!



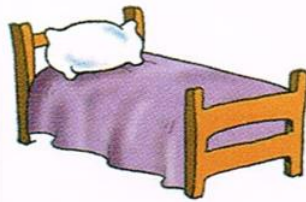


Right on!







MODULE 3


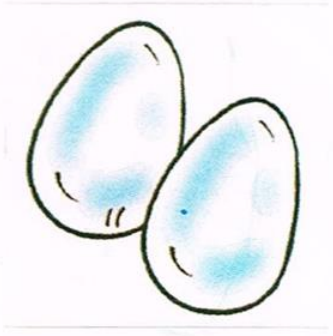





MODULE 4





MODULE 5



MODULE 1



MODULE 2

