



Proc



Syllabus  
based on  
Common  
European  
Framework

# Spotlight

Student's Book

Virginia Evans  
Jenny Dooley  
Olga Podolyako  
Julia Vaulina

6



Express Publishing



ПРОСВЕЩЕНИЕ  
ИЗДАТЕЛЬСТВО

# Английский в фокусе



## АНГЛИЙСКИЙ ЯЗЫК

**6 класс**

**Учебник**

*Допущено  
Министерством просвещения  
Российской Федерации*

14-е издание, переработанное

**Москва  
Express Publishing  
«Просвещение»  
2023**

УДК 373:811.111+811.111(075.3)  
ББК 81.432.1я721  
А64

Серия «Английский в фокусе» основана в 2006 году.

Учебник допущен к использованию при реализации имеющих государственную аккредитацию образовательных программ начального общего, основного общего, среднего общего образования организациями, осуществляющими образовательную деятельность, в соответствии с Приказом Министерства просвещения Российской Федерации № 858 от 21.09.2022 г.

**Авторы:** Ю. Е. Ваулина, Д. Дули, О. Е. Подоляко, В. Эванс  
**Authors:** Virginia Evans, Jenny Dooley, Olga Podolyako, Julia Vaulina

## Acknowledgements

### Authors' Acknowledgements

We would like to thank all the staff at Express Publishing who have contributed their skills to producing this book. Thanks are due in particular to: Meryl Phillips (Editor-in-Chief); Julie Rich (senior editor); Nina Peters and Rianna Diamond (editorial assistants); Alex Barton (senior production controller) and the Express Publishing design team. We would also like to thank those institutions and teachers who piloted the manuscript, and whose comments and feedback were invaluable in the production of the book.

Colour illustrations: Pan, Stone.

**While every effort has been made to trace all the copyright holders, if any have been inadvertently overlooked the publishers will be pleased to make the necessary arrangements at the first opportunity.**

**Английский язык** : 6-й класс : учебник / Ю. Е. Ваулина, Д. Дули, О. Е. Подоляко, В. Эванс. — А64 14-е изд., перераб. — Москва : Express Publishing : Просвещение, 2023. — 144 с. : ил. — (Английский в фокусе).

ISBN 978-5-09-102409-8.

Учебник является центральным элементом учебно-методического комплекта «Английский в фокусе» и предназначен для учащихся 6 классов общеобразовательных организаций. Отличительной особенностью УМК является модульное построение учебника, наличие аутентичного материала о России, заданий, соответствующих требованиям международных экзаменов, готовящих постепенно к Государственной итоговой аттестации учащихся в 9 классе.

Учебник разработан в соответствии со всеми требованиями ФГОС ООО, утверждённого Приказом Министерства просвещения №287 от 31.05.2021.

Границы государств даны на октябрь 2022 г.

Аудиоприложение: <https://prosv.ru/audio-spotlight6-1/>

УДК 373:811.111+811.111(075.3)  
ББК 81.432.1я721

## Учебное издание

### Серия «Английский в фокусе»

Ваулина Юлия Евгеньевна  
Дули Дженни  
Подоляко Ольга Евгеньевна  
Эванс Вирджиния

## Английский язык

### 6 класс

Учебник

Центр лингвистического образования  
Ответственный за выпуск М. В. Кедрова  
Редакторы Е. Р. Михальчук, Н. В. Кокушева, М. В. Кедрова  
Редактор карт М. А. Григорьева  
Художественный редактор Н. В. Дождева  
Корректор Н. Д. Цухай

Подписано в печать 10.11.2022. Формат 60х90/8. Гарнитура Прагматика. Усл. печ. л. 18. Уч.-изд. л. 17,56.  
Тираж экз. Заказ №

Акционерное общество «Издательство «Просвещение». Российская Федерация, 127473, Москва, ул. Краснопролетарская, д. 16, стр. 3, этаж 4, помещение 1.

Адрес электронной почты «Горячая линия» — [vopros@prosv.ru](mailto:vopros@prosv.ru).

Express Publishing, Liberty House, New Greenham Park, Newbury, Berkshire RG19 6HW. Tel.: (0044) 1635 817 363. Fax: (0044) 1635 817 463.  
e-mail: [inquiries@expresspublishing.co.uk](mailto:inquiries@expresspublishing.co.uk) <http://www.expresspublishing.co.uk>



ISBN 978-5-09-102409-8

© Express Publishing, 2014, 2017  
© АО «Издательство «Просвещение», 2014, 2023  
Все права защищены

# Contents

Irregular Verbs ..... p. IV1

## Module 1 – Who’s who? (pp. 5–14)

- 1a Family members ..... pp. 6–7
- 1b Who are you? ..... pp. 8–9
- 1c My country ..... p. 10

## Module 2 – Here we are! (pp. 15–24)

- 2a Happy times ..... pp. 16–17
- 2b My place ..... pp. 18–19
- 2c My neighbourhood ..... p. 20

## Module 3 – Getting around (pp. 25–34)

- 3a Road safety ..... pp. 26–27
- 3b On the move ..... pp. 28–29
- 3c Hot wheels ..... p. 30

## Module 4 – Day after day (pp. 35–44)

- 4a Day in, Day out ..... pp. 36–37
- 4b How about ...? ..... pp. 38–39
- 4c My favourite day ..... p. 40

## Module 5 – Feasts (pp. 45–54)

- 5a Festive time ..... pp. 46–47
- 5b Let’s celebrate ..... pp. 48–49
- 5c Special days ..... p. 50

## Module 6 – Leisure activities (pp. 55–64)

- 6a Free time ..... pp. 56–57
- 6b Game on! ..... pp. 58–59
- 6c Pastimes ..... p. 60

## Module 7 – Now & then (pp. 65–74)

- 7a In the past ..... pp. 66–67
- 7b Halloween spirit ..... pp. 68–69
- 7c Famous firsts ..... p. 70

## Module 8 – House Rules (pp. 75–84)

- 8a That’s the rule ..... pp. 76–77
- 8b Shall we? ..... pp. 78–79
- 8c House Rules ..... p. 80

## Module 9 – Food & Refreshments (pp. 85–94)

- 9a Food and drink ..... pp. 86–87
- 9b On the menu ..... pp. 88–89
- 9c Let’s cook! ..... p. 90

## Module 10 – Holiday Time (pp. 95–104)

- 10a Holiday plans ..... pp. 96–97
- 10b What’s the weather like? .... pp. 98–99
- 10c Weekend fun ..... p. 100

Spotlight on Russia ..... pp. 1–12

Grammar Reference Section ..... pp. GR1–GR8

Song Sheets ..... pp. SS1–SS3

Word List ..... pp. WL1–WL10

Сканируй, открывай и слушай!



<https://prosv.ru/audio-spotlight6-1/>

# Table of Contents

	VOCABULARY	GRAMMAR	READING	
Module 1	1a	family members/appearance	possessive adjectives/possessive case; as...as, not as/so... as	letter to a friend
	1b	forms of identification;	possessive pronouns	dialogue: joining a video club
	1c	countries & nationalities word formation: adjectives with -al		article: I love Chile
	<b>Culture Corner</b> (p. 11) – The United Kingdom; <b>English in Use</b> (p. 12) – introducing & greeting people, /æ/ – /e/;			<b>Extensive reading: Across the curriculum: (Geography) The Earth</b> (p. 13), <b>Progress Check</b> (p. 14)
Module 2	2a	birthday greetings/days of the week/months/seasons, ordinal numbers word formation: nouns with -ing	prepositions of time	party invitations
	2b	rooms & furniture	a(n)/some/any; prepositions of place; something, somebody, someone/anything, anybody, anyone	dialogue: moving into a new house
	2c	types of shops		article: my neighbourhood
	<b>Culture Corner</b> (p. 21) – Famous Streets; <b>English in Use</b> (p. 22) – requesting services, /u:/ – /ʊ/; stressed and unstressed words in a sentence; <b>Extensive reading: Across the curriculum: (Maths) Draw a map to scale</b> (p. 23), <b>Progress Check</b> (p. 24)			
Module 3	3a	getting around, means of transport;	the imperative	leaflet: <i>Be safe on the road!</i>
	3b	means of transport, homonyms	<i>can/may/be able to; should</i>	dialogue: driving instructions
	3c	great sportsmen	relative pronouns (who, that, which, whose)	<i>Lewis Hamilton</i> (article)
	<b>Culture Corner</b> (p. 31) – Getting around London; <b>English in Use</b> (p. 32) – asking for/giving directions, /ɑ:/ – /ɒ/;			<b>Extensive reading: Across the curriculum: (Art &amp; Design) What does red mean?</b> (p. 33), <b>Progress Check</b> (p. 34)
Module 4	4a	daily routine	present simple, adverbs of frequency; <i>like/hate doing</i>	party invitations
	4b	TV programmes	present simple (short answers)	dialogue: moving into a new house
	4c	days/time	linkers; reflexive pronouns	article: my neighbourhood
	<b>Culture Corner</b> (p. 41) – Teenage life in Britain; <b>English in Use</b> (p. 42) – making/cancelling appointment, /i:/ – /ɪ/; <b>Extensive reading: Across the curriculum: (Maths) Drawing numbers</b> (p. 43), <b>Progress Check</b> (p. 44)			
Module 5	5a	making preparations	present continuous affirmative	email: season's greetings dialogue: talking about a party
	5b	celebrations	present continuous negative & interrogative	
	5c	festival activities		a speech about a festival
	<b>Culture Corner</b> (p. 51) – The Highland Games; <b>English in Use</b> (p. 52) – ordering flowers, words with the same pronunciation but different meaning; <b>Extensive reading: Across the curriculum: (Literature) Through the Looking Glass</b> (p. 53), word formation: adjectives with un-/in-; <b>Progress Check</b> (p. 54)			

LISTENING & PRONUNCIATION	SPEAKING/FUNCTIONS	WRITING
	describing appearance	a letter about you and your family
	asking for/giving personal information	a library card
	describing location	a short article about Russia

	telling the time/interviewing classmates about birthdays	an invitation card postal address
/w/ - / <sup>w</sup> h/		a description of your living room
listening for specific information	interviewing about neighbourhood	a description of your neighbourhood

listening for specific information	describing how you travel to school; speaking on how to behave on the road	a leaflet
listening for specific information, /æ/ - /ɑ/	dialogue: driving lesson; giving driving directions	a poster/traffic signs
	presenting a famous person to your class	an article about a famous sportsman

-(e)s in Present Simple: /s/, /z/, /ɪz/	talking about your daily routine; interviewing your partner	a paragraph about your typical Monday
listening for specific information	expressing likes/dislikes, making suggestions	a paragraph on a survey
	discussing your perfect day	an article about your perfect day

listening for specific information	describing a scene (party); discussing your family's New Year celebrations	an invitation card
	asking for/expressing opinion; describing the scene in the picture	a description of a scene
listening for specific information	making a speech	a speech about a special day

	VOCABULARY	GRAMMAR	READING	
Module 6	6a	activities; expressing likes/dislikes; word formation: compound nouns; nouns with -er, -or, -ist	linking sentences	leaflet: <i>Bolton Middle School clubs and activities</i>
	6b	games	present continuous vs past continuous	dialogue: deciding what to do
	6c			instructions: Snakes & Ladders; game: Robinson Crusoe
Culture Corner (p. 61) – Board games; adjectives with -ing; English in Use (p. 62) – buying a present, /ɔ:/ – /ɜ:/; Extensive reading: Across the curriculum: (Design & Technology) Puppet show (p. 63), Progress Check (p. 64)				
Module 7	7a	describing places	past simple (regular verbs)	article: <i>Mineral Park – The ghost town</i>
	7b	feelings; participle I (-ing) & participle II (-ed) with nouns	past simple (irregular verbs) participle I (-ing) and participle II (-ed) with nouns past simple vs past continuous	a scary story
	7c	biography		biography: <i>Walt Disney</i>
Culture Corner (p. 71) – Superheroes; English in Use (p. 72) – reporting lost property, /i:/ – /ə/; Extensive reading: Across the curriculum: (History) Toying with the past (p. 73), Progress Check (p. 74)				
Module 8	8a	types of dwellings	<i>must/mustn't/can't</i>	leaflet: <i>Rules &amp; Regulations at summer school</i>
	8b	places in town	comparisons: adjectives	dialogue: deciding where to go
	8c		<i>have to/don't have to; needn't/need</i> comparisons: adverbs	dialogue: talking about rules in a room for rent
Culture Corner (p. 81) – Building Big; English in Use (p. 82) – booking theatre tickets, adjectives with -able, /əv/ – /əv/; Extensive reading: Across the curriculum: (Social Sciences) Is your neighbourhood neat and tidy? (p. 83), Progress Check (p. 84)				
Module 9	9a	types of food/drink	countable/uncountable nouns, quantifiers; some (somebody, something)/any (anybody, anything)	leaflet: <i>Rules &amp; Regulations at summer school</i>
	9b	tastes & dishes	present perfect	menu; dialogue: ordering at a restaurant
	9c	cooking verbs		recipe
Culture Corner (p. 91) – Places to eat in the UK; English in Use (p. 92) – booking a table at a restaurant, /æ/ – /ʌ/; Extensive reading: Across the curriculum: (Food Technology) Eat well, feel great, look great! (p. 93), Progress Check (p. 94)				
Module 10	10a	holiday activities	<i>be going to</i>	letter about what you are doing
	10b	adjectives with -y	present continuous (future meaning) – <i>be going to will</i>	while on holiday in your favourite city dialogue: commenting on someone's clothes
	10c	weekend activities	linkers ( <i>because – so</i> )	email: weekend activities
Culture Corner (p. 101) – The Edinburgh Experience; English in Use (p. 102) – booking a hotel room, /ɔ:/ – /ɒ/; Extensive reading: Across the curriculum: (Geography) Coast to Coast (p. 103), Progress Check (p. 104)				

LISTENING & PRONUNCIATION	SPEAKING/FUNCTIONS	WRITING
	a survey about free time activities	a paragraph about likes and dislikes
multiple matching	deciding what to do	a poster about favourite games
		a board game

-ed in Past Simple: /ɪd/, /t/ - /d/, where - were	interviewing a person about their town	a description of your place 100 years ago
multiple matching	telling a story	a story: a day to remember
	role play	a biography of a famous person

	asking about the rules	a poster: my room rules
listening for specific information	warning: making suggestions – accepting/rejecting	writing signs: places in town
	talking about rules at a campsite	campsite rules

listening for specific information	talking about the British cuisine	a shopping list
listening for specific information	ordering food/drinks	an advertisement of a restaurant
	giving cooking instructions	a recipe

listening for specific information, /ʌ/	talking about future plans	a letter about what you are going to do on holidays in your favourite city
	talking about the weather/clothes/plans/on the spot decisions; asking for – giving/refusing permission	a weather chart
	making plans for the weekend	an email about weekend activities



## Irregular Verbs (Неправильные глаголы)

Infinitive	Past	Past Participle	Translation (Перевод)	Infinitive	Past	Past Participle	Translation (Перевод)
be	was/were	been	быть	leave	left	left	оставлять, покидать
bear	bore	born(e)	терпеть, выдерживать	lend	lent	lent	одалживать
		(be born)	рождаться	let	let	let	позволять
beat	beat	beaten	бить	light	lit	lit	зажигать
become	became	become	становиться	lose	lost	lost	терять
begin	began	begun	начинать	make	made	made	делать
bite	bit	bitten	кусать	mean	meant	meant	подразумевать
blow	blew	blown	дуть	meet	met	met	встречать
break	broke	broken	ломать	pay	paid	paid	платить
bring	brought	brought	приносить	put	put	put	класть
build	built	built	строить	read	read /red/	read	читать
burn	burnt	burnt	гореть	ride	rode	ridden	ездить (верхом)
	(burned)	(burned)		ring	rang	rung	звонить
burst	burst	burst	взрывать(ся)	rise	rose	risen	поднимать (ся)
buy	bought	bought	покупать	run	ran	run	бежать
can	could	—	мочь; уметь	say	said	said	сказать
catch	caught	caught	ловить	see	saw	seen	видеть
choose	chose	chosen	выбирать	sell	sold	sold	продавать
come	came	come	приходить	send	sent	sent	отправлять
cost	cost	cost	стоить	set	set	set	устанавливать
cut	cut	cut	резать	sew	sewed	sewn	шить
deal	dealt	dealt	иметь дело	shake	shook	shaken	трясти
dig	dug	dug	копать	shine	shone	shone	светить
do	did	done	делать	shoot	shot	shot	стрелять
draw	drew	drawn	рисовать, чертить	show	showed	shown	показывать
			мечтать, видеть	shut	shut	shut	закрывать, запирасть
dream	dreamt	dreamt	во сне	sing	sang	sung	петь
	(dreamed)	(dreamed)		sit	sat	sat	сидеть
drink	drank	drunk	пить	sleep	slept	slept	спать
drive	drove	driven	водить (автомобиль)	smell	smelt	smelt	пахнуть
					(smelled)	(smelled)	
eat	ate	eaten	есть	speak	spoke	spoken	говорить
fall	fell	fallen	падать	spell	spelt	spelt	произносить
feed	fed	fed	кормить		(spelled)	(spelled)	по буквам
feel	felt	felt	чувствовать	spend	spent	spent	тратить
fight	fought	fought	сражаться	stand	stood	stood	стоять
find	found	found	находить	steal	stole	stolen	воровать
fly	flew	flown	летать	stick	stuck	stuck	приклеивать
forbid	forbade	forbidden	запрещать	sting	stung	stung	жалить
forget	forgot	forgotten	забывать	swear	swore	sworn	клясться
forgive	forgave	forgiven	прощать	sweep	swept	swept	подметать
freeze	froze	frozen	замерзать	swim	swam	swum	плавать
get	got	got (gotten)	получать	take	took	taken	брать
give	gave	given	давать	teach	taught	taught	обучать
go	went	gone	идти	tear	tore	torn	рвать
grow	grew	grown	расти	tell	told	told	рассказывать
have	had	had	иметь	think	thought	thought	думать
hear	heard	heard	слышать	throw	threw	thrown	бросать
hide	hid	hidden	прятать(ся)	understand	understood	understood	понимать
hit	hit	hit	ударять	wake	woke	woken	просыпаться; будить
hold	held	held	держать				
hurt	hurt	hurt	обижать	wear	wore	worn	носить
keep	kept	kept	хранить	win	won	won	выигрывать
know	knew	known	знать	write	wrote	written	писать
lead	led	led	вести				
learn	learnt	learnt	учить(ся)				
	(learned)	(learned)					

# Module 1

## Who's who?

### ◆ Before you start ...

- How did you spend your summer holiday? Did you travel or stay at home?
- Where did you go? What did you do?
- Have you made any new friends?

### ◆ Look at Module 1

- Find the page numbers for pictures 1-3.

### ◆ Find the page numbers for

- a family tree
- a student identity card
- a map
- flags
- a joke

### ◆ Listen, read and talk about ...

- family members
- countries and nationalities
- identification
- personal details
- the UK
- the Earth

### ◆ Learn how to ...

- talk about your family
- say your name, age, nationality, telephone number and home address
- read numerals
- talk about Russia
- describe people
- describe location on a map
- introduce & greet people
- use graphic organisers

### ◆ Practise ...

- the verb 'to be'
- the verb 'to have'
- constructions *as...as, not as/so...as*
- question words
- the possessive case
- possessive adjectives
- possessive pronouns
- word formation: adjectives with -al
- pronunciation: /æ/ - /e/

### ◆ Write / Make ...

- a letter to your pen friend about you & your family
- a membership card
- a factfile about Russia
- a short text about Russia



# 1

a

# Family members



## Vocabulary

### ◆ Family members

**1** a) Look at Bill's family tree. Who is/are:

- Bill's grandfather (grandpa)? ▶ *Tom*
- Bill's grandmother (grandma)?
- Bill's father (dad)?
- Bill's mother (mum)?
- Bill's uncle?
- Bill's aunt?
- Bill's sisters?
- Bill's cousins?

**b) Talk about Bill's family, now and five years ago.**

▶ *Tom is Bill's grandfather. He's 68 years old. He's retired. Five years ago he was 63. He worked as a postman.*

**2** Look at the family tree again. Who is/are:

- |                        |                          |
|------------------------|--------------------------|
| 1 twins?               | 6 Janet's husband?       |
| 2 Bill's parents?      | 7 Sue's daughters?       |
| 3 Bill's grandparents? | 8 in their late sixties? |
| 4 Mike's son?          | 9 in his mid forties?    |
| 5 Sam's wife?          |                          |

## Reading

**3** a) Look at the text. What is it? Who is it from? Read the first paragraph. Does Bill know Miguel?



*Dear Miguel,*

*Hi! I'm Bill Phelps and I'm thirteen years old. I'm from Sydney, Australia. Here is a photo of my family and our relatives.*

*My parents' names are Sue and Sam. My dad is short with dark hair. My mum is tall with short, fair hair. I haven't got a brother but I've got two sisters. They're twins. Their names are Kim and Kate and they're eight years old. Mike is my father's brother. He's a doctor and he's married to Janet. They've got two children, Johnny and Gill. Tom and Beth are my grandparents. They are in their late sixties.*

*Well, that's all about me and my family. Please write soon and tell me about your family. Send a picture, too.*


*Bye for now,  
Bill*

b)   Listen and read the letter and decide if the sentences 1-4 are *T* (true) or *F* (false). Read the letter out loud.

- 1 Bill lives in the capital of Australia.
- 2 Bill has got few relatives.
- 3 Bill's sisters were born eight years ago.
- 4 Tom and Beth have got five grandchildren.

## Vocabulary

### ◆ Appearance

4 a)  Look at the drawings. Read the sentences, then match the groups to the prompts.

- age • hair • height
- weight • facial features



A...

- Tony's old.
- Mark's young.
- Bill's middle aged.

B...

- Mark's tall.
- Bill's short.

C...

- Tony's fat.
- Mark's slim.

D...

- Tony's ears are big.
- Bill's nose is small.
- Tony's head is big.
- Mark's eyes are big.
- Bill's mouth is small.

E...

- Bill's hair is short and fair.
- Tony's hair is straight and grey.
- Mark's hair is long and wavy.

b) Compare the men in the picture. Use the constructions *as ... as*, *not as/so ... as*.

- ▶ *Bill's hair is as short as Tony's. Mark is not so old as Bill.*

## Speaking

5 Use the adjectives in bold in Ex. 5 to ask and answer questions about Tony, Bill and Mark.

- ▶ *A: Is Mark's hair long and wavy?*  
*B: Yes, it is. Is Tony slim?*  
*A: He's fat. Mark is tall, isn't he?*  
*B: Yes, he is.*

## Grammar Grammar Reference

### ◆ Possessive adjectives/ Possessive case

6 a) Study the tables. Explain the possessive adjectives in Russian.

#### Possessive adjectives

This is { **my/your/his/her/its/our/your/their** } family.

- singular noun + 's Possessive case  
*Johnny is Janet's son. – He's her son.*
- plural noun + '  
*Bill is the twins' brother. – He's their brother.*
- last noun of a phrase + 's  
*This is Johnny and Gill's dad. – He's their dad.*

b) Look at Bill's family tree on p. 6. Ask and answer questions, as in the example.

- ▶ *A: Is Sam Sue's brother?*  
*B: No, he isn't. He is her husband. Is Tom Kim's father?*  
*A: No, he isn't. He's her ...*

## GAME

Write some of your relatives' names on the board. The class, in two teams, try to guess who each person is.

- ▶ *Team A S1: Is Alexander your father?*  
*You: No, he isn't.*  
*Team B S1: Is he your uncle?*  
*You: Yes, he is.*

## Writing (a letter)

7 **Portfolio:** Write a letter to your pen friend about you and your family. Use the letter in Ex. 3 to help you.

# 1

# Who are you?



## Vocabulary

### Forms of identification

1 a) Look at the cards. Which is a credit card? an identity card? a membership card? a driving licence?

b) What information from the list is on each card?

- full name • home address
- date of birth • identification number
- expiry date

c) Where/When do you need a membership card?

d) Where/When did you last use your membership card?

## Reading

2 a) Read the first exchange. Who are the people talking about? Where are they? Read, listen and check.

b) Read the dialogue and complete the membership card.

## BOOKWORLD

Name: Jane


Surname: 1) .....

Address: 10, Peartree Road,  
2) .....

Postcode: 3) .....

Phone Number: 4) .....

Membership Number: 2200



**Penny:** Hello, how can I help you?

**Jane:** I would like to join the book club, please.

**Penny:** Of course. What's your name?

**Jane:** Jane Harris.

**Penny:** Right, how do you spell that?

**Jane:** J-A-N-E H-A-double R-I-S

**Penny:** Thank you, and what's your home address?

**Jane:** I live with my grandmother.

**Penny:** That's fine. Give me hers.

**Jane:** OK. It's 10 Peartree Road, London.

**Penny:** And your postcode?

**Jane:** SW16 4TA

**Penny:** What's your telephone number?

**Jane:** It's 020 7125 9990.

**Penny:** That's it for now. Here's your card.

**Jane:** Thank you very much. Goodbye.

c) Explain the words/phrases in bold then in pairs act out the dialogue.

3 Read again. What are these?

- 1 10      2 020 7125 9990      3 SW16 4TA

## Grammar Grammar Reference

### ◆ Possessive pronouns

- 4** Read the examples. What is the difference between the *possessive adjectives* and the *possessive pronouns*? Say them in Russian.

*This is my card. – It's mine.*

my → mine	our → ours
your → yours	your → yours
his → his	their → theirs
her → hers	
it → its	

- 5** a) Use the prompts to form questions and answers as in the example.



**1** computer/Tina



**2** camera/Bob



**3** watch/Tony



**4** skateboard/Bill



**5** football/Paul & Ann



**6** alarm clock/Pat

▶ *A: Whose computer is this?*

*B: It's Tina's. It's her computer. It's hers.*

b) Choose the correct answer.

- This car is **mine/my**.
- This was **her/hers** card.
- Whose telephone number is this?  
It's **theirs/their**.
- Is she **your/yours** sister?
- This address isn't **her/hers**.
- This wasn't **our/ours** car.

## Everyday English

### ◆ Asking for/Giving personal information

- 6** Listen and repeat. Then ask and answer the questions below.
- What's your name?
  - How do you spell it?
  - How old are you?
  - What nationality are you?
  - Where are you from?
  - What's your home address?
  - What's your telephone number?

## Speaking

- 7** Look at these students' identification cards and present them to the class.

### INTERNATIONAL STUDENT & YOUTH EXCHANGE IDENTITY CARD

<b>STUDENT</b>	IDENTITY No: 1234567
CITY UNIVERSITY	
UNIVERSITY	
DIANA ACTON	
NAME	
MAR 10 01	AMERICAN
DATE OF BIRTH	NATIONALITY
14 COOPER STREET, LONDON	
ADDRESS	
Diana Acton	
SIGNATURE	



### Student Sports Card

**Name:** Peter Sonders  
**Nationality:** Australian  
**Address:** 49 Allison Street,  
 Bowen Hills, QLD 4006  
**Phone Number:** 07 3852 2600

▶ *This is ... She's ... Her address is ... Her telephone number is ...*

## Writing (a library card)

- 8** *Portfolio:* Make a student library card for your partner. Use the answers from Ex. 6 to help you.



## 1

## My country



C

## Vocabulary

## ◆ Countries &amp; Nationalities

- 1 a)   Match the countries to the nationalities. Listen and check. What nationality are you?

Countries	Nationalities
 Brazil	Japanese
 Britain	German
 Germany	Russian
 Japan	Spanish
 Poland	<b>Brazilian</b>
 Russia	British
 Spain	Polish

- b)   Choose a national flag and describe it to your partner. Your partner guesses which one it is.

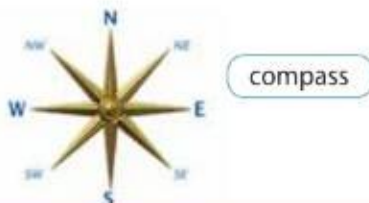
## ◆ Word Formation

We use **-al** to form adjectives:  
National, central, capital, comical,  
emotional, logical



## Everyday English

## ◆ Describing location

- 2 a) What do the letters on the compass mean? Use the box to say.




- ... the south/north/east/west ...
- ... in the northeast/southwest of ...

- b)   Look at the map. Ask and answer as in the example.

- ▶ A: *Where exactly is Arica?*  
B: *It's in the north of Chile.*

## Reading

- 3 a)  Read the title of the text. What do you expect the text to be about? Listen, read and check.  
b) Answer the questions (1-3). Explain the words in bold.

- 1 Where's Maria from?
- 2 What's the capital city of Chile?
- 3 What can a tourist see in Chile?



## I ♥ Chile

Hello. My name is Maria. I am from Chile in South America. I **live** in the **capital** city, Santiago. Chile is a beautiful country with lots to see. In the south, there is **ice** and snow but in the north there are **deserts**. Tourists come to Chile to visit the Atacama Desert, Patagonia, and the Andes Mountains. The Central Valley has a lot of **rivers**. Chile is a wonderful place to live and also to visit.

- 4 Close your books. Imagine you have just come back from Chile. Say three things you remember about Chile.

## Writing (a short text about Russia)

- 5 **ICT Portfolio:** Write a short text about Russia. Write: *name; location; capital city; places a tourist can visit.*

Use the text in Ex. 3 as a model (60–70 words).

# CULTURE CORNER

## Reading

- 1 a) What colours are the flags below?  
How are they related to the map?



Wales

Scotland

old flag of  
Ireland

The Union Jack

England

- b) Read the title of the text. What do you think the text is about? Listen and check. Which flag does the text describe?

- 2 a) Read the factfile and complete the diagram.

### The United Kingdom

**Country:** The United Kingdom includes England, Scotland, Wales and Northern Ireland.

**Capital:** London is the capital of the UK but also the capital of England. Cardiff is the capital of Wales, Edinburgh is the capital of Scotland and Belfast is the capital of Northern Ireland.

**Flag:** The Union Jack includes the flags of England and Scotland as well as the old flag of Ireland. Each country has its own flag as well as the Union Jack.

**Population:** over 67 million

**Currency:** British Pound £

- b) Explain the words in bold. Then look at the map and say where Swansea, Portsmouth, Newcastle and Aberdeen are.

► *Portsmouth is in the south of the UK.*

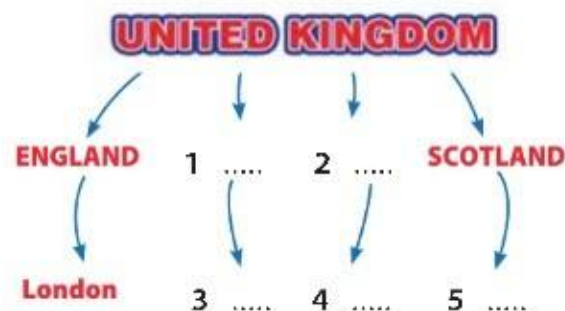
- c) Use the diagram to talk about the UK.



## study skills

### Using graphic organisers

Use graphic organisers to record the key information in a text. This helps you understand the main points better.



## Project (a factfile about Russia)

- 3 **Portfolio:** Make a factfile about Russia. Draw the flag, then write a short text. Write: names of country, capital city, description of flag (60–70 words).



# English in Use

1

## ◆ Introducing & greeting people

### 1 Read the sentences. Which do we use to introduce people? to greet people?

- Hi! How are you?
- I'm fine, thanks.
- I'd like to introduce you to ...
- Pleased to meet you.
- This is my friend ...
- Not bad, thanks.

### 2 Listen and read. Who meets for the first time?

**A** **Cathy:** Tony! Come in!  
**Tony:** Hi, Cathy. How are you?  
**Cathy:** I'm fine, thanks. How about you?  
**Tony:** Fine.  
**Cathy:** I'd like to introduce you to Jim.  
**Tony:** Hello, Jim. Pleased to meet you.  
**Jim:** Pleased to meet you too.

**B** **Mary:** Good morning, Bill. How are you?  
**Bill:** Fine, thanks. And you?  
**Mary:** Fine, thanks.

**C** **Ann:** Hi there, Steve.  
**Steve:** Oh hi! How are you?  
**Ann:** Not bad, thanks.

### 3 *Portfolio:* In pairs or groups use the phrases from Ex. 1 to act out similar dialogues. Record yourselves.

## Pronunciation /æ/ – /e/

### Reading Rules

a – /æ/ Sam  
 e – /e/ Ted

### 4 a) Listen and repeat. Add more words to each category.

/æ/: Dan, Matt, Brad, Stan

/e/: Dennis, Fred, Kent, Betty



### b) Read out the sentences.

*Dan and Matt are friends.*

*Where were Brad and Fred last Wednesday?*

*Stan's from Kent.*

## Note . . . . .

Good morning (before 12:00)

Good afternoon (12:00 — 18:00)

Good evening (18:00 to 24:00)

# Extensive Reading

1

ACROSS THE CURRICULUM: **GEOGRAPHY**


**1** Look at the text.  
How is it related  
to the map?

**2** a) Use the table to read the  
numbers below.

- 149,573,000 km • 4.6
- 71% • 6 • 4

## Reading Numbers

200 = two hundred  
2,375 = two thousand  
three hundred and seventy-five  
2,000,000 = two million  
7,000,000,000 = seven billion  
1.2 = one point two  
5% = five per cent  
12,756.3 = twelve thousand seven  
hundred and fifty-six point three

**b)**  How are these numbers  
related to the text? Listen, read  
and say.

**3** Read again and find the continents  
on the map.

**4** *Portfolio:* Look at the map. Use the  
information in the factfile to  
present the Earth to the class.  
Record yourselves.

## The Earth

The Earth is the planet we live on. It is the fifth largest planet of our solar system<sup>1</sup> and the only planet with conditions suitable for life.

<b>Equator Length:</b>	40,075 km
<b>Age:</b>	4.5 - 4.6 billion years old
<b>Total Surface Area:</b>	509,600,000 km <sup>2</sup>
<b>Surface Covered by Water:</b>	71% (land 29%)
<b>Distance from the Sun:</b>	149,573,000 km
<b>Continents:</b>	6 (Africa, Antarctica, Eurasia <sup>2</sup> , Australia, North America, and South America)
<b>Oceans:</b>	4 (Atlantic, Pacific, Arctic, Indian)
<b>World Population:</b>	over 7,500,000,000

<sup>1</sup> the sun & its planets

<sup>2</sup> Asia and Europe

# PROGRESS CHECK 1

## 1 Complete the pairs.

- 1 father - m \_\_\_\_\_
- 2 brother - s \_\_\_\_\_
- 3 husband - w \_\_\_\_\_
- 4 grandpa - g \_\_\_\_\_
- 5 uncle - a \_\_\_\_\_
- 6 son - d \_\_\_\_\_

(Points:  $\frac{18}{6 \times 3}$ )

## 2 Write the missing words.

- 1 Spain - ....
- 2 .... - Polish
- 3 .... - Brazilian
- 4 Britain - ....

(Points:  $\frac{12}{4 \times 3}$ )

## 3 Complete with the correct form of the verbs *be* and *have*.

	football	watch	skateboard	computer	camera
Laura	X	✓	X	✓	X
Steve	X	X	X	✓	✓
Paul	✓	✓	X	X	X
Tony	X	X	✓	X	✓

- 1 .... Laura got a camera?  
No, she .....
- 2 .... Steve and Tony got cameras?  
Yes, they .... Their cameras .... old.
- 3 .... Paul got a red football?  
Yes, he .... but it .... red. It .... white.
- 4 Laura and Steve .... got skateboards.
- 5 Laura's and Paul's watches .... expensive.

(Points:  $\frac{20}{4 \times 5}$ )

## 4 Complete with the *possessive pronouns* or *adjectives*.

- 1 This is John and this is .... brother.
- 2 That was Mary's car. It was .....
- 3 You can have this book. It's .....

- 4 Ann and Fiona are sisters. .... surname is Harris.

- 5 I love .... family. (Points:  $\frac{20}{5 \times 4}$ )

## 5 Write the opposites.

- 1 an old man  $\neq$  ....
- 2 a tall boy  $\neq$  ....
- 3 big eyes  $\neq$  ....
- 4 short hair  $\neq$  ....
- 5 straight hair  $\neq$  ....

(Points:  $\frac{10}{5 \times 2}$ )

## 6 Match the questions to the answers.

- |                             |             |
|-----------------------------|-------------|
| 1 What's your name?         | A Brazil    |
| 2 How old are you?          | B Paul      |
| 3 Where are you from?       | C Twelve    |
| 4 What nationality are you? | D Brazilian |


(Points:  $\frac{20}{4 \times 5}$ )

(My score:  $\frac{100}{100}$ )

## Now I Can ...

- talk & write about my family
- describe people/belongings
- talk about/write my personal details
- describe location on a map
- introduce myself & others
- greet people
- talk about countries/nationalities
- write a short text about Russia

## ... in English



# Module 2

## Here we are!

### ◆ Before you start ...

- Present yourself to the class. Talk about: name, city, age, address, telephone number, nationality.
- How many members are there in your family? Describe them.
- Where's Russia? Which is the capital city? Have you ever been to the capital? What can a tourist see in Russia?

### ◆ Look at Module 2

- Find the page numbers for pictures 1-3.

### ◆ Find the page numbers for

- a plan of a room
- a party invitation
- a clock face
- a business card

### ◆ Listen, read and talk about ...

- birthday greetings
- the time
- months & seasons
- your house, rooms & furniture
- neighbourhoods & shops
- famous streets

### ◆ Learn how to ...

- tell the time
- say what the date is
- say where things are
- describe your neighbourhood
- request services

### ◆ Practise ...

- ordinal numbers
- a(n)/some/any; something, somebody, someone/anything, anybody, anyone
- prepositions of place
- prepositions of time
- word formation: nouns with -ing
- pronunciation: /w/ - /wʰ/; /ɔ/ - /ʊ/

- stressed and unstressed words in a sentence

### ◆ Write / Make ...

- a calendar of your classmates' birthdays
- a party invitation
- a street map of your neighbourhood
- a description of your living room
- a paragraph about your neighbourhood
- a paragraph about a famous street in Russia
- a scaled map of your room



## 2

## Happy times

## Reading

- 1 a) Listen to and read the invitations A-D. What is the occasion? Who is inviting whom? When do the events take place?

**A**



Dear Tina,

You are invited to my birthday party on Sat 15 Dec at 17:30. My address is 18, Oxbridge Rd., Plymton. Hope to see you there!

Janet

**B**

**A party is brewing and you're invited!**

Trick or Treat at Steve Johnson's house  
31st October 6:00 pm  
Globe Quay,  
16 Globe St. LS11 5QG



- b) Which people in A–D are going to use the phrases in the box?

## Birthday Greetings

Happy Birthday!  
Many happy returns of the day!  
May all your dreams come true!

## Responses

Thank you very much!  
Thanks a lot!  
It's kind of you!

## Word formation

We form nouns from verbs with **-ing**:  
greet**ing**, read**ing**, build**ing**, paint**ing**

- Reading is my brother's hobby.

**C**

**Please join us to celebrate the graduation of Phillip Taylor from Leeds University**

Friday, June 12th at 8:00 pm  
Drinks, Dinner & Dessert  
on Broad Street,  
Birmingham, B12HQ

**David and Shelley Taylor**



**D**

To: Claire Haig  
From: Sara Brightman  
Subject: Party!

Hey, Claire,  
My 12th birthday is next week! Please come to my party on Sunday, 4th September at 5:45 pm. My address is 17, Belgrave Road, Westbourne. See you then!

Love,  
Sara

## Vocabulary

## Days of the week

- 2 a) Listen and repeat.
- Monday • Tuesday • Wednesday
  - Thursday • Friday • Saturday • Sunday

## Ordinal numbers

- 3 a) Listen and repeat.
- 1<sup>st</sup> first, 2<sup>nd</sup> second, 3<sup>rd</sup> third, 4<sup>th</sup> fourth, 5<sup>th</sup> fifth, 6<sup>th</sup> sixth, 7<sup>th</sup> seventh, 8<sup>th</sup> eighth, 9<sup>th</sup> ninth, 10<sup>th</sup> tenth, 11<sup>th</sup> eleventh, 12<sup>th</sup> twelfth, 13<sup>th</sup> thirteenth, 14<sup>th</sup> fourteenth, 15<sup>th</sup> fifteenth, 16<sup>th</sup> sixteenth, 17<sup>th</sup> seventeenth, 18<sup>th</sup> eighteenth, 19<sup>th</sup> nineteenth, 20<sup>th</sup> twentieth

- b) Say the numbers. Make up word combinations.

31st, 42nd, 53rd, 64th, 118th, 329th 40th, 50th, 60th, 70th, 80th, 90th, 100th

- the 21st (twenty-first) of September, the 63rd (sixty-third) birthday

## Speaking

### Months of the year & seasons

#### 4 a) Listen and repeat.

- January • February • March • April
- May • June • July • August
- September • October • November
- December

#### b) Put the months under the correct season.

Winter	Spring	Summer	Autumn

#### c) Use the prompts to act out similar exchanges. We write: on 6th May, on May 6th, on 6/05. We say: on the 6th of May.

- 17/08 • 03/06 • 01/01
- 02/12 • 29/10 • 12/05

- A: *What's the date today?*  
 B: *It's the 17<sup>th</sup> of August. What was the date yesterday? What will be the date tomorrow?*  
 A: *It was ... It will be ...*

### Telling the time

#### 5 a) Listen and repeat.



- pm: between 12 noon and 12 midnight
- am: between 12 midnight and 12 noon
- 1:15 a quarter past one / one fifteen
- 1:30 half past one / one thirty

#### b) Ask and answer questions as in the example.

- 3:30 • 8:10 • 12:45 • 5:00 • 11:20 • 9:35

- A: *Excuse me, what time is it, please?*  
 B: *It's half past three./It's three thirty.*  
 A: *Thank you.*

## Grammar

### Grammar Reference

### Prepositions of time

#### 6 Study the table. Find examples in the invitations in Ex. 1.

- at: *hours* – at 8:00; at night/at the weekend
- on: *days* – on Monday.  
*dates* – on 6<sup>th</sup> May (the sixth of May)
- in: *months* – in January, *seasons* – in autumn, *years* – in 1992, in the morning, in the afternoon/evening

## GAME

Your teacher says a word without a preposition. In teams make up sentences with prepositions.

- T: *August*                      T: *weekend*  
 Team A: *His birthday is in August.*      Team B: *I play tennis at the weekend.*

## Speaking

#### 7 a) Interview your classmates about their birthdays and write down the answers.

- A: *Whose birthday is in spring?*  
 B: *Mine.*  
 A: *When's your birthday?*  
 B: *It's on the 5th of May.*  
 A: *How old are you?*  
 B: *I'm 12.*

b) In groups, make a calendar showing all your classmates' birthdays. Present it to the class.

- *Maria's and Pete's birthdays are on ...*

## Writing (an invitation card)

#### 8 Portfolio: Imagine it's your birthday. Write an invitation card to your best friend. Write: date, place, address.

## 2

## My place



## Vocabulary

## ♦ Rooms &amp; furniture

1 What room can you see in the picture?

- bedroom • living room • dining room
- kitchen • bathroom • study

2 Where in your house can you find the following? *clock, bed, computer, sink, table, cooker, cupboards, wardrobe, basin, fridge, mirror, bathtub, bookcase, shelves, window*

## study skills

## Remembering new words

Think of a place to match each new word you learn. This helps you remember them.

## Grammar Grammar Reference

♦ a(n) / some / any; something, somebody, someone / anything, anybody, anyone

3 a) Read the examples and complete sentences 1-3. Then describe the living room above. Use adjectives.

- ▶ *There's a sofa in the living room.*
- There are some cushions in the living room.*
- There aren't any chairs in the living room.*
- Is there any water in the living room?*

- 1 We use ..... or ..... in the singular.
- 2 We use ..... or ..... in affirmative .
- 3 We use ..... or ..... in the negative and interrogative.

▶ b) Study the sentences. See Grammar Reference.

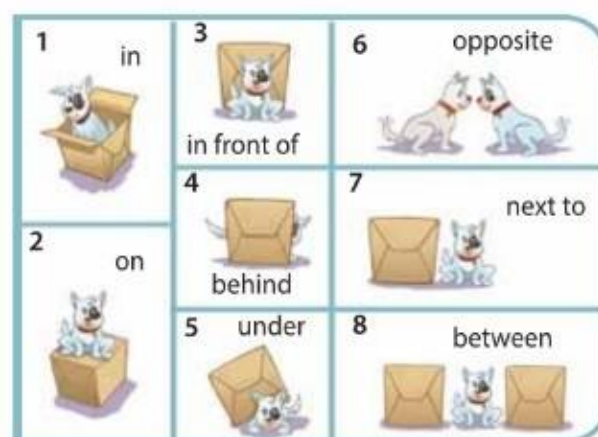
*There is something on the table. Is there anything on the wall? Somebody has put the flowers into the vase. Is there anybody in the room?*

Are the sentences true to the picture?  
Answer the questions.

## ♦ Prepositions of place

4 Look at the drawings. Where is the dog?

▶ *He's in the box.*



5 Look at the picture and complete the sentences.

- 1 The lamp is ..... the coffee table.
- 2 There is a table ..... the sofa.
- 3 There is a window ..... the sofa.
- 4 The flowers are ..... the vase.
- 5 There is a cat ..... the table.
- 6 There are some paintings ..... the wall.

## Reading

**6** a) Read the first three exchanges. Where are Laura, Steve and John? What are they about to do? What's their relationship?

b) 🗣️ Think of six words you expect to hear. Listen, read and check.

**Laura:** Oh, I love our new house! What a big living room!

**Steve:** It's really great! Now, let's put the furniture in place. Can you give me a hand, John?

**John:** Sure Dad. Let's start.

**Steve:** Where do you want the sofa, Laura?

**Laura:** Put it in front of the window.

**Steve:** All right ... What about this armchair?

**John:** Quick, Dad, it's really heavy!

**Laura:** Can you put it next to the fireplace?

**John:** Agh! Dad, watch out! Is it OK, right here?

**Laura:** No, not there! It looks better on the other side, between the fireplace and the door. That's great!

**Steve:** Right ... Where shall we put this clock?

**Laura:** Oh, put it on the wall, opposite the sofa. Be careful! It's very expensive!

**John:** Phew ... Mum, calm down! We're doing our best, OK?

**Laura:** OK, I'm sorry. Hmm ... What else? What about this table? Let's place it between the sofa and the armchair.

**Steve:** Err ... What about the carpet, Laura?

**Laura:** Oh dear! I want that to go under all the furniture!

**7** a) 🗣️ In groups of three read out the dialogue. Then replace the pronouns in bold in sentences 1-5 with the words from the dialogue.

- He** asked for help.
- They put **it** in front of the window.
- They put **it** between the fireplace and the door.
- It** was very expensive.
- Laura wanted **it** to go under all the furniture.

b) Read again and find phrases which mean:

- |                     |                 |
|---------------------|-----------------|
| 1 Can you help me?  | 4 Take it easy! |
| 2 Hurry!            | 5 What's next?  |
| 3 That's fantastic. |                 |

## Speaking

**8** 🗣️ Imagine you are moving house. In pairs look at the plan of the bedroom. Make a list of the things you want to put in it. Then in groups decide what to put in it and where. Use the dialogue in Ex. 6 as a model.



## Pronunciation /w/ - /ʰ/

**9** 🗣️ Listen and repeat. In which word is w silent? Use the words to complete the first speaker in the questions below.

### Reading Rules

w - /w/ we, win, when, why  
silent w - /ʰ/ whom, whose

where	who	what	which	when
-------	-----	------	-------	------

- A: .....
- B: It's on 5<sup>th</sup> November.
- A: .....
- B: The cushions are on the sofa.
- A: .....
- B: It's an armchair.
- A: .....
- B: Mary's bag is the red one.
- A: .....
- B: He's my father.

## Writing (a description of your living room)

**10** **Portfolio:** Draw a plan of your living room. Write a description of it based on the plan. Present it to the class.



# 2

## C

# My neighbourhood

## Vocabulary

### Shops

- 1 Listen and repeat. Where can you buy the things in the pictures? What else can you buy/get in places 1-12? What and where did you buy last week?



- |                 |               |                |
|-----------------|---------------|----------------|
| 1 post office   | 5 supermarket | 9 pet shop     |
| 2 bank          | 6 newsagent's | 10 restaurant  |
| 3 baker's       | 7 chemist's   | 11 toy shop    |
| 4 greengrocer's | 8 library     | 12 sports shop |

► You can buy stamps at the post office.

## Listening

- 2 Listen to the conversation and label the places in the map below. Say where each shop is.



## Reading

- 3 a) Read the title of the text. Think of six words you expect to read. Listen, read and check.



I live in a beautiful neighbourhood. There are a lot of shops and cafés around here. There's a post office right next to the bank. Opposite the bank, there's the newsagent's. There's also a supermarket opposite the post office and a bus station behind the supermarket. Next to it there's the chemist's. Behind it, there's a library. Opposite the chemist's, there's my favourite coffee shop! I like my neighbourhood a lot!

Tony Smith

- b) Interview your partner as Tony Smith about his neighbourhood.

## Writing (a description of your neighbourhood)

- 4 **Portfolio:** Draw a street map of your neighbourhood and label the buildings. Then write a short paragraph describing it. Use Ex. 3 as a model.

# CULTURE CORNER

## Reading

- 1** a) Look at the pictures and the headings. Where is each street?
- b) 🗎 Where can you find: *outdoor cafés? lots of shops? film museums? banks?* Read, listen and check.
- 2** a) ✍ Read again. For statements 1-3, choose the correct answer (A, B or C).
- Many of the shops on Oxford Street are very old.  
A right    B wrong    C doesn't say
  - You can see famous actors outside Mann's Chinese Theatre in Los Angeles.  
A right    B wrong    C doesn't say
  - Wall Street is a narrow street.  
A right    B wrong    C doesn't say

## study skills

### Extending your study

When you come across an interesting fact, research it further on the Internet. Keep your own file of interesting web pages. This helps you improve your English.

b) Which place do you think these people visited? Why?

- David is an economist.
- Stella enjoys shopping.
- Peter loves the movies.
- Claire likes fashionable clothes.

c) Write the names of the streets in the text using abbreviations.

## Note

St: street	Rd: road
Bldv: boulevard	Pl: place
Ave: avenue	Ln: lane

# Famous Streets

## OXFORD STREET London, England

Oxford Street in the heart of London is the most famous shopping street in the world. Debenhams, D H Evans, John Lewis and Selfridges all have large stores on Oxford Street.



## HOLLYWOOD BOULEVARD Los Angeles, USA

Hollywood Boulevard is in Los Angeles. There are many cafés, restaurants and film museums. There are also the Guinness World Records Museum and Mann's Chinese Theatre. On the pavement outside Mann's there are handprints and footprints of famous actors.



## WALL STREET New York, USA

New York's Wall Street in the centre of Manhattan is a symbol of money and power. It is a short and narrow street. It is where most of the city's banks are.



## Project (a tourist guide)

- 3** ICT *Portfolio*: Collect information then write a tourist guide section about a famous street in your city (60–70 words). Write about:

- its location (centre, south, north, ...)
- what you can find there (shops, cafés, ...)
- what you can do there (relax, walk, ...)


Decorate your tourist guide with photographs.

# English in Use 2

## ◆ Requesting services

**1** Read the sentences. They come from two telephone conversations. What are the dialogues about?

- Hello, Power Masters.
- What can I do for you?
- I have no electricity in my house.
- I'll come over and have a look.
- What's up?
- There's a problem with the flat.
- I'll send the plumber over.
- Thank you.


**2**  Listen and read. What problems do Mrs Brown and Jane have?

A

**David:** Hello, Power Masters.  
**Mrs Brown:** Hello, can I speak to David, please?  
**David:** Speaking.  
**Mrs Brown:** David, hi. This is Helen Brown.  
**David:** Oh, hello, Mrs Brown. What can I do for you?  
**Mrs Brown:** Well, I have no electricity in my house. I'm in the dark.  
**David:** Right. I'll come over and have a look.  
**Mrs Brown:** Thank you.

B

**Jane:** Good evening. Could I speak to Mr Campbell, please?  
**Mr Campbell:** Mr Campbell speaking.  
**Jane:** Mr Campbell, this is Jane from the Warren Avenue flat.  
**Mr Campbell:** Hi, Jane. What's up?  
**Jane:** Well, there's a problem with the flat. The heating doesn't work.  
**Mr Campbell:** Right. I'll send the plumber over.  
**Jane:** Thank you.

**3**  **Portfolio:** Look at the business card. Imagine you need Frank Howard's services for one of the problems. Use phrases from Ex. 1 to act out a telephone conversation in pairs. Record yourselves.

FRANK HOWARD

## Plumber - Electrician

32 Conley St, Barrow  
 Tel. 01984 258888  
 Mob. 7744 305960

**ON CALL 24 HOURS A DAY, 7 DAYS A WEEK**







TV doesn't work



tap is leaking

## Pronunciation /ʊ/ - /u:/

**4** a)   Copy the table. Listen and tick (✓). Listen again and repeat. Think of other words.

### Reading Rules

oo + k, u - /ʊ/  
 book, pull  
 oo - /u:/ pool

	/ʊ/	/u:/		/ʊ/	/u:/
full			look		
fool			Luke		

**b)** Read out the sentences. Mind: we don't stress articles, prepositions and pronouns.

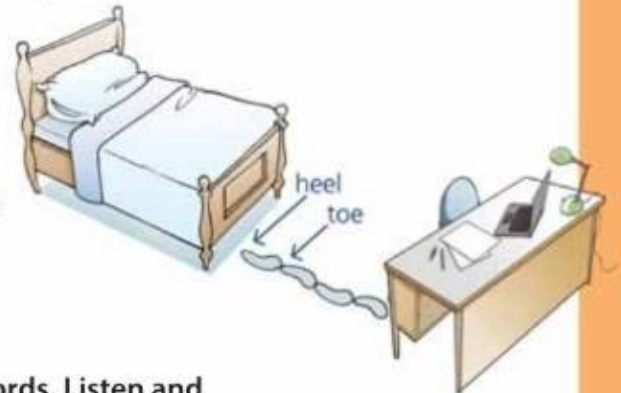
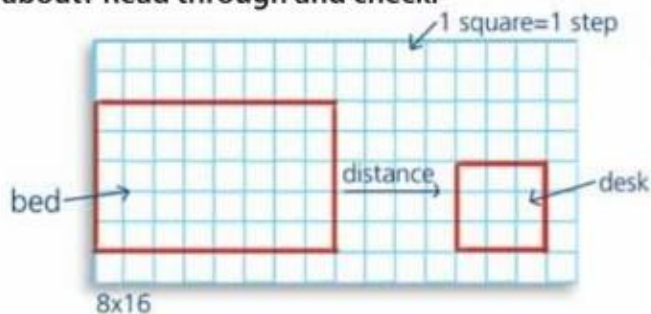
'Look at Luke. He has a book.  
 The 'pool was full.

# Extensive Reading

2

ACROSS THE CURRICULUM: **MATHS**

- 1** Look at the title of the text and the drawing. What do you think the text is about? Read through and check.


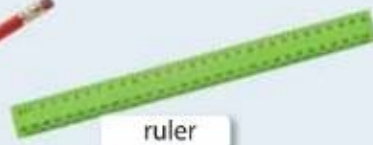


- 2**   Read the text and complete the missing words. Listen and check.

## Draw a Map to Scale

A scale of a map is the relationship between the size of something on the map and its size in the real world. How can you draw a map to scale?

### What you need:



### What you have to do:

- 1 Choose two objects 1) i \_ \_ your bedroom, like your bed and the desk or the chair and the window.
- 2 Use steps to measure the distance.
- 3 Walk in a straight line. Place your feet from heel to toe. Count how many steps it takes to get from one object to 2) t \_ \_ \_ other. Write down the number of steps.
- 4 Choose a scale, like one square on the graph is the same as one step. Draw a map of 3) y \_ \_ \_ room. Use the measurements in steps. Write the map scale at the bottom of the graph paper.
- 5 This 4) i \_ \_ a scaled map of your room.

- 3** *Project:* Use the information in the text to draw a scaled map of your room. Present it to the class. Explain how you made it.

# PROGRESS CHECK 2

## 1 What time is it?

- |         |         |
|---------|---------|
| 1 8:25  | 4 12:00 |
| 2 11:15 | 5 7:30  |
| 3 1:45  |         |
- (Points:  $\frac{20}{5 \times 4}$ )

## 2 Choose the odd word out.

- 1 bank – baker's – vase – library
  - 2 fireplace – sofa – armchair – bathtub
  - 3 newsagent's – toy shop – supermarket – aspirin
  - 4 spring – May – autumn – winter
  - 5 first – two – ninth – sixth
- (Points:  $\frac{20}{5 \times 4}$ )

## 3 Look at the picture and complete the sentences with prepositions of place.



- 1 The fireplace is ..... the armchair.
- 2 The coffee table is ..... the armchair and the sofa.
- 3 The plant is ..... the coffee table.
- 4 There's a TV ..... the room.
- 5 There's a window ..... the sofa.

(Points:  $\frac{20}{5 \times 4}$ )

## 4 Choose the correct word.

- 1 Is there **something/anything** in the fridge?
- 2 There are **any/some** shops in that street.
- 3 There weren't **some/any** supermarkets here.

4 **Somebody/Anybody** helped her with her homework.

5 There isn't **somebody/anybody** in the classroom.

(Points:  $\frac{10}{5 \times 2}$ )

## 5 Complete: at, in or on.

- |                     |                     |
|---------------------|---------------------|
| 1 ..... 1st May     | 4 ..... 8:30 pm     |
| 2 ..... 1991        | 5 ..... the morning |
| 3 ..... the weekend |                     |
- (Points:  $\frac{10}{5 \times 2}$ )

## 6 Match the questions (1-5) with the correct answers (a-e).

- |                               |                     |
|-------------------------------|---------------------|
| 1 What's the date today?      | d I'm 12.           |
| 2 How old are you?            | e It's 17th August. |
| 3 When is your birthday?      |                     |
| 4 What time is it?            |                     |
| 5 Where do you want the vase? |                     |
| a Place it over there.        |                     |
| b It's on 5th May.            |                     |
| c It's half past three.       |                     |

(Points:  $\frac{20}{5 \times 4}$ )

(My score:  $\frac{100}{100}$ )

## Now I Can ...

- tell the time
- write a tourist guide
- say where things are
- write an invitation card
- describe my house, its rooms & furniture
- describe my neighbourhood
- request services
- draw a scaled map

## ... in English



# Module 3

## Getting around

### ◆ Before you start ...

- When's your birthday? Have you celebrated it this year?
- How did you celebrate your birthday last year?
- Name some shops. Are there any of them in your neighbourhood?

### ◆ Look at Module 3

- Find the page numbers for pictures 1-3.

### ◆ Find the page numbers for

- a street map
- a road safety leaflet
- traffic signs
- a famous person

### ◆ Listen, read and talk about ...

- means of transport
- road safety
- traffic signs
- famous racing drivers
- driving in the UK/Russia
- symbolism of red

### ◆ Learn how to ...

- give instructions
- give directions

### ◆ Practise ...

- the imperative
- can/may/cannot (ability, permission & prohibition), be able to, should
- homonyms
- relative pronouns: who, which, that, whose
- pronunciation: /æ/ - /ɑ:/, /ɑ:/ - /ɒ/

### ◆ Write / Make ...

- a safety leaflet for children playing outside
- a poster of traffic signs in Russia
- a short article about a famous person
- a poster for tourists about driving in Russia



# 3 a

## Road safety

### Vocabulary

#### ◆ Getting around

1 Which of these things can you see on the road outside: *your school? your home?*



2 Match the words in columns A and B to make phrases. In pairs discuss what is dangerous/safe to do in Russia.

A	B
1 wear	A the window
2 walk straight	B the pavement
3 look	C the driver
4 run onto	D the road
5 talk to	E both ways
6 walk on	F across the road
7 lean out of	G a seat belt

► *It's dangerous to run onto the road.*

### Grammar Grammar Reference

#### ◆ The Imperative (giving instructions)

3 a) Read the examples. How do we form the imperative?

► *Wear your seat belt! Don't talk to the driver!*

b) Use the phrases in Ex. 2 to give instructions on road safety.

- 1 When on the street, ► *look both ways before crossing*. Don't .....
- 2 When in the car, .....
- 3 When on the bus, .....

### Reading

4 a) Look at the text and its title on p. 27. What do you expect to read in it? Listen, read and check.

b) Read the text and match the titles (A–D) to the sections (1–4). Then explain the words in bold.

- A. When you ride your bike
- B. When you travel in a car
- C. When you cross the street on foot
- D. When you travel on a bus

c) Find five adverbs in the text and use them speaking about traffic rules.

# Be safe on the Road!



1) ..... :  
Look for a zebra crossing or a traffic lights crossing.  
Don't **cross** between **parked** cars.

Stop before you walk onto the road.  
**Stand on the pavement** near the **kerb**.

Listen and look both ways for **traffic**.  
Make sure it's clear and walk straight across the road.  
Don't run.




2) ..... :  
Make sure your bike is in good **working condition**.  
Check your brakes and tyres **regularly**.  
Wear a bicycle helmet.  
Ride with the **flow** of traffic, not against it.  
Use **bike lanes**.  
Wear **bright** clothes in daytime.  
Never carry a second person on your bike.



3) ..... :  
Stand well back until the bus has stopped completely.  
Don't push others when you enter the bus.  
Sit down in your seat **quietly** and **quickly**.  
If there aren't free seats, use handgrips.  
Don't talk to the driver or **annoy** others on the bus.  
Don't lean out of the window.  
Don't wave from the window.

4) ..... :  
Always sit in the back seat if you are under twelve years old.  
Wear a seat belt.  
Don't block the rear view mirror.  
Don't play with the car door handles.  
Always use the door on the pavement side to get out of the car.



5  Read again and complete the spidergrams with the words from the text.

bicycle

bus

car

► brakes

## Speaking

6 Which of the things mentioned in the text do you do when you travel/walk to and from school? Tell the class.

7 Complete: *by, on, in*. Then make sentences using them.

- 1 ..... foot; 2 ..... car/bus/train/plane/bike;  
3 ..... a bus; 4 ..... the 8 o'clock train

## GAME



The road safety officer comes to your class to check your knowledge of road safety rules. In teams say how to behave/not behave in certain situations.

- *Team A S1: When you cross a street? look both ways for traffic. Etc.*

## Listening

### study skills

**Listening for specific information**  
Read the questions and possible answers. Find the key words. This helps you do the listening task.

8   Find the key words in statements 1–3. Listen and choose the correct answer.

- Paula and David are  
A in the car.  
B in the school playground.  
C on the street.
- The zebra crossing is  
A quite far.  
B between the bus and a parked car.  
C safe.
- David tells Paula to  
A look both ways.  
B make sure the road is clear.  
C go quickly to the other side.

## Writing (a leaflet)

9 **Portfolio:** Make a leaflet of dos and don'ts to tell school students what to do when playing outside.



# 3

# On the move

## Vocabulary

### Means of transport

1 Match the means of transport to the verbs. Listen and check.

- |         |           |
|---------|-----------|
| 1 ride  | a a plane |
| 2 fly   | b a bike  |
| 3 sail  | c a car   |
| 4 drive | d a boat  |

## Grammar Grammar Reference

### can (ability)/be able to

2 Look at the pictures. What *can/can't* you do? What will you be able to do next year?

- ▶ *I can ride a bike, but I can't fly a plane.*
- I could ride a bike when I was 5.*
- I think I'll be able to sail a boat next year.*



◆ can/may (permission) – can't (prohibition)

3 What do these traffic signs tell us? Choose the correct word.

- 1 You can/can't park here.
- 2 You may/can't turn right.
- 3 You may/can't drive at 25 mph.
- 4 You can/can't go straight.
- 5 You can/can't go here.
- 6 You can/can't turn right.

## Listening

4 Listen to the dialogue between Jane and her driving instructor. They are at point X. What route do they take? Where does Jane park the car in the end?



## Reading

- 5** a) 🗣️ Read the first and the last exchanges of the dialogue. Where is Jane? What is she doing? Listen, read and check.  
b) Read the dialogue and answer the questions.
- 1 Where's the driving school?
  - 2 Can Jane turn right into Apple Street?
  - 3 Can Jane park in front of the hospital?

**Instructor:** Are you ready, Jane?

**Jane:** Yes! Let's do this.

**Instructor:** OK, remember now, you have to be **careful** on the road all the time. OK, go down Bridge Road towards the Park hotel.

**Jane:** OK! Should I go straight or do you want me to turn right into Apple Street?

**Instructor:** No, you can't turn right into Apple Street and you can't go straight. Look at the sign!

**Jane:** Oh yeah! I can only turn left here.

**Instructor:** Very good! So, turn left into Apple Street.

**Jane:** Here we go ...

**Instructor:** **Perfect!** Now, stop at the traffic lights because the light is red. When the light **turns green**, turn left into Mill Street.

**Jane:** I see.

**Instructor:** Now, **park** in front of the hospital.

**Jane:** But I can't park there! Look at the sign.

**Instructor:** **Excellent!** Turn left into Green Street and go towards the **park**.

**Jane:** Fine.

**Instructor:** **Watch out!** There's a car coming.

- 6** Read again. Explain the words in bold. Find sentences which express examples of: *permission, prohibition* and *giving directions*.

## study skills

### Homonyms

Homonyms are two or more words that have the same spelling and pronunciation but differ from each other in meaning.

- 7** ✎ Look at the highlighted words. How do they differ? Match the words to their definitions: *bank, sheet, right, light*

- 1 bed cover/a single piece of paper
- 2 we keep money in/a side of a river
- 3 opposite of left/correct
- 4 not heavy/not dark

## Grammar Grammar Reference

### Should

We use **should** to give/ask for recommendations:

*You **should** turn left.*

***Should** I go straight?*

## Speaking

- 8** 🗣️ **Portfolio:** Imagine you are learning to drive. Act out the dialogue between you and the instructor. Use the map on p. 28 and the table below. Use *should* where possible.

### Giving driving directions

- |                            |                              |
|----------------------------|------------------------------|
| • turn left/right into ... | • go towards ...             |
| • go down ...              | • stop at the traffic lights |
| • go straight ...          | • park in front of ...       |

## Pronunciation /æ/ - /ɑ:/

- 9** a) 🗣️ Listen and repeat. Add more words to each category

### Reading Rules

a - /æ/ cat  
a - /ɑ:/ car, grass

can /kæn/      can't /kɑ:nt/

## Listening

- b) 🗣️ Listen and read the exchanges. Act out similar exchanges.

- ▶ *A: Can I turn left here?*  
*B: Yes, you can turn left, but you can't turn right.*

## Writing (a poster)

- 10** **Portfolio:** Make a poster. Draw traffic signs you can see in your area. Then explain them to the class. Use *can* or *can't*.

## 3

## Hot wheels

## Reading

1 a) 🎧 Listen to the sounds. How are they related to the title? What images come to your mind?

b) Look at the title and the picture in the article. Who is the person? What is he famous for? When was he born?

2 a) ✍️ 🎧 Listen, read and complete sentences 1-3.

- 1 Hamilton's nickname is .....
- 2 He comes from .....
- 3 His hobbies are .....

b) Read the text aloud.

## Lewis Hamilton

- 1 Lewis Hamilton, or 'The Billion Dollar Man', is a very famous racing car driver. He's got lots of fans around the world.
- 2 Lewis comes from the UK. He was born on the 7th of January, 1985. He is rather tall and thin with short dark hair. Lewis can drive very fast cars. In his free time he enjoys playing the guitar and singing.
- 3 Lewis is now the best Formula 1 driver for Mercedes. "I don't want to be like other drivers," he says, "I want to be unique in my own way"

## Grammar

Grammar Reference

### ◆ Relative pronouns

3 Study the theory and name the relative pronouns in the sentences. What do they refer to?

Relative pronouns (who, which, that, whose) introduce relative clauses.

- who/that refer to people
- which/that refer to things
- whose shows possession

- 1 The text is about Lewis Hamilton who is a famous racing car driver.
- 2 Lewis Hamilton whose nickname is "the Billion Dollar Man" is popular around the world.
- 3 It's interesting to read texts that/which tell us about famous people.

## Speaking

4 a) Look at the factfile below and present Kimi Raikkonen to the class. Use relative clauses.

**Name:** Kimi  
**Surname:** Raikkonen  
**Nickname:** Iceman  
**Occupation:**  
 Racing car driver  
**Nationality:** Finnish  
**Born:** 17th October, 1979  
**Personal details:** likes art, doesn't speak much  
**Hobbies:** snowboarding, jogging, ice hockey



## Writing (an article about a famous sportsman)

5 **ICT Portfolio:** Write a short article about a famous sportsman in Russia (60-70 words). Use the text in Ex. 2 as a model or collect information from the Internet. Stick on a picture.

# CULTURE CORNER

## Getting around in LONDON



### A. Underground

Over 3 million people a day use the Underground or Tube to get around in London. The Tube has 270 stations in many different parts of the city and 11 lines that can take you to any place you want. So, don't forget to have a Tube map with you before you start your journey!



### B. Red Double-Decker Bus

You can see these red double-decker buses in London. They are tall but they are not very fast. Tourists like taking these buses because they can have a nice view of the city from the upper deck.



### C. Black Cab

Black cabs are special taxis that have a lot of room for passengers and their luggage. Black cab drivers take a test of their knowledge of London, as they have to know all of the 25,000 streets within 10 km of the city centre!

## Reading

- Listen to the sounds. Imagine the scene. What can you see, hear, smell?
  - Read the title and the subheadings. What is the text about? Listen, read and check.

## study skills

### Reading for specific information

Read the questions and the answers. Find the part of the text each question refers to. The information may be phrased in different words. This helps you choose the correct answer.

c) Choose the correct answer.

- The Underground is also called the ...  
A Cab    B Tube    C Station
- Red double-decker buses are ...  
A low    B low    C old
- Cab drivers in London ...  
A are 40 years old  
B are kind to passengers  
C sit exams

## Speaking

- Which means of transport can a tourist use in London? Discuss in pairs.

## Listening

- Read the subheadings in the poster. What is it about? What words are missing from gaps 1-6? Listen and complete. Were your guesses correct?

<b>Driving</b>	The British drive on the 1) .....
<b>Speed Limits for Cars</b>	<ul style="list-style-type: none"> <li>Cities and towns 2) ..... mph<sup>1</sup></li> <li>Motorways 70 mph</li> </ul> <p><sup>1</sup> miles per hour; 1 mile = 1,6 kilometres</p>
<b>Traffic Lights</b>	<ul style="list-style-type: none"> <li>Red: stop</li> <li>Red and amber together: get 3) ..... but don't move</li> <li>Green: go if the way is clear</li> <li>Amber<sup>2</sup> light: stop <sup>2</sup> yellow</li> </ul>
<b>Pedestrian Crossings</b>	<ul style="list-style-type: none"> <li>Always stop when the red light shows.</li> <li>If there are no 4) ....., pedestrians have the right of way.</li> </ul>
<b>Seat Belts</b>	Always wear your seat belt when you travel by 5) .....
<b>Crash Helmets</b>	Always wear your crash helmet while on a 6) .....

## Project (a poster)

- ICT *Portfolio*: What are the rules for driving in Russia? Make a poster for tourists.

# English in Use

## 3

### ◆ Asking for/giving directions

**1** Look at the map. What kind of map is it? What can you see on it?



**2** Read the sentences below. Which give directions? Which are said by someone asking for directions?

- 1 Excuse me, how can I get to ...?
- 2 Just cross/go up/go down this road/street and ...
- 3 Is it far?
- 4 Take the first/second turning on your left/right ...
- 5 I'm new to the area.
- 6 Excuse me, could you tell me the way to ...?
- 7 Do you know where ... is?
- 8 Turn right/left and go straight on.

**3** Listen and read the dialogues. Where does each person want to go?

**4** **Portfolio:** Work in pairs. Use the map and the phrases in Ex. 2 to ask for and give directions. Record yourselves.

- from the cinema to the museum
- from the café to the sports centre
- from the library to the chemist's

**A**  
**Tony:** Excuse me, is there a post office near here?  
**Ann:** Yes, there's one on the corner.  
**Tony:** Thank you.  
**Ann:** You're welcome.

**B**  
**Sue:** Excuse me, how can I get to the library?  
**Jack:** Go down the street until you get to the traffic lights. Turn right and go straight on. It's on your left next to Bill's restaurant.  
**Sue:** Is it far?  
**Jack:** Not really.  
**Sue:** Thank you very much.  
**Jack:** Don't mention it.

### Pronunciation

/ɑ:/ - /ɒ/

**5** a) Copy the table. Listen and tick (✓). Listen again and repeat.

#### Reading Rules

a /ɑ:/ park o /ɒ/ pot

	/ɑ:/	/ɒ/		/ɑ:/	/ɒ/		/ɑ:/	/ɒ/
sharp			shop			mock		
shark			shock			mark		



b) Read out the sentences. Mind the stressed words.

The 'shark's 'teeth are sharp.  
 'Mark the 'shop on the map.

# Extensive Reading

3

ACROSS THE CURRICULUM: ART &amp; DESIGN

- 1 Look at the pictures. How are they related to the title of the text?
- 2  Colours have different meanings. What does red symbolise in each picture: *protection? danger? respect? love?* Decide in pairs. Read and check.
- 3  Read the text and choose the correct word A, B or C to complete gaps 1-5. Listen and check.

## study skills

### True Friends

When you read a text, look for words that are the same or similar in Russian, i.e. *true friends*. They help you understand the text.

- 4 Are there words in the text that are the same or similar in Russian?
- 5 Read again and make notes. Use them to present the symbolism of red to the class.
- 6 **ICT Project:** What does red symbolise in Russia? Research on the Internet and make notes. Present it to the class.

## What does RED mean?



Colours are all around us and they can mean or symbolise different things. Let's take a look at ... **RED**.

Red can be the colour of danger. When traffic lights are red, they warn<sup>1</sup> drivers and pedestrians 1) ..... stop. The red light is always 2) ..... the top of the lights where everyone can see it.

Red is also the colour for kings and queens. When royalty<sup>2</sup> visit places, people roll out<sup>3</sup> a red carpet for them to walk 3) ..... . This is a sign of respect.

The red cross is a symbol of protection. It is the symbol of an organisation which gives help to those who need it. During a war, soldiers don't fire at<sup>4</sup> those who carry the red cross symbol.


A red rose is a sign 4) ..... romantic love. On Valentine's Day people give each other red roses or chocolates 5) ..... red boxes that look like hearts.



- |   |        |        |      |
|---|--------|--------|------|
| 1 | A in   | B on   | C to |
| 2 | A at   | B in   | C —  |
| 3 | A with | B at   | C on |
| 4 | A at   | B of   | C in |
| 5 | A on   | B with | C in |

<sup>1</sup>tell  
<sup>2</sup>kings and queens  
<sup>3</sup>put  
<sup>4</sup>shoot

# PROGRESS CHECK 3

**1**  Complete the gaps with *can* or *can't*.



1 You ..... park here.

2 You ..... go straight.



3 You ..... turn right.

4 You ..... drive at 50 mph.



(Points:  $\frac{12}{4 \times 3}$ )

**2**  Guess the words.

1 traffic s \_\_\_\_\_

2 seat b \_\_\_\_\_

3 traffic l \_\_\_\_\_

4 zebra c \_\_\_\_\_

5 parking z \_\_\_\_\_

6 yellow l \_\_\_\_\_

(Points:  $\frac{18}{6 \times 3}$ )

**3**  Complete with: *in, on, by, of*.

1 He's travelling ..... the 8 o'clock train.


2 We went to school ..... foot.

3 She is afraid of travelling ..... plane.

4 Don't lean out ..... the window.

5 Walk ..... the pavement.

(Points:  $\frac{15}{5 \times 3}$ )

**4**  Complete the sentences with these words.

• sail • drive • ride • fly • cross

1 I can't ..... a plane, but I can ..... a boat.

2 Don't ..... the road when the light is red.

3 If you want to learn how to ..... a car, you can go to a driving school.

4 When the weather was good, I could ..... my bike in the park.

(Points:  $\frac{10}{5 \times 2}$ )

**5**  Write the opposites.

1 go  $\neq$  .....


2 turn left  $\neq$  .....

3 go up the street  $\neq$  .....

4 red lights  $\neq$  .....

5 fast  $\neq$  .....

(Points:  $\frac{15}{5 \times 3}$ )

**6**  Put the words in the correct order to form sentences.

1 both/crossing/ways/look/before/you/road/the/should


2 parked/cross/between/don't/cars

3 traffic/against/ride/don't

4 bicycle/wear/helmet/a

5 pavement/stand/on/the

(Points:  $\frac{10}{5 \times 2}$ )

**7**  Put the sentences in the correct order to make a dialogue.

A Yes, there's one quite near.

B You're welcome.

C How do I get there?

D Go down Bridge Road and turn left into Green Street.

E Thank you.

► 1 *Excuse me, is there a hospital near here?*

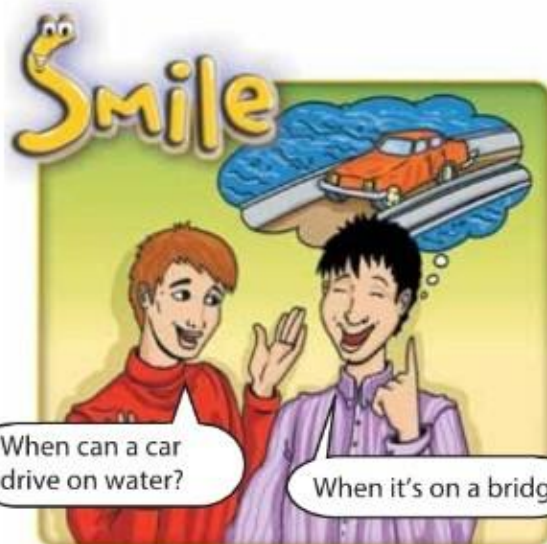
(Points:  $\frac{20}{5 \times 4}$ )

(My score:  $\frac{100}{100}$ )

## Now I Can ...

- talk about safety in the street
- express ability, prohibition, permission
- interpret traffic signs
- ask for and give directions/recommendations
- write a short article about a famous sportsman
- talk and write about public transport
- explain what red means in Russia

... in English



When can a car drive on water?

When it's on a bridge.

# Module 4

## Day after day

### ◆ Before you start ...

- What rules should you always remember for being safe on the road?
- How did you get to school from your house yesterday? Describe the route and what you did.
- Have you ever watched car races? Who is your favourite racing car driver?

### ◆ Look at Module 4

- Find the page numbers for pictures 1–3.

### ◆ Find the page numbers for

- a quiz
- a pie chart
- a spidergram

### ◆ Listen, read and talk about ...

- daily routines
- entertainment & TV programmes
- a perfect day
- British teens' leisure activities
- different types of graphs

### ◆ Learn how to ...

- talk about routines and habits
- talk about entertainment preferences
- make suggestions
- use exclamations
- talk about your perfect day
- carry out a survey
- make/cancel an appointment

### ◆ Practise ...

- reflexive pronouns
- present simple affirmative, negative, interrogative & short answers
- adverbs of frequency
- linkers
- like/hate *doing*
- word formation: adjectives
- exclamations
- pronunciation: /s/ – /z/ – /ɪz/ ; /t/ – /d/

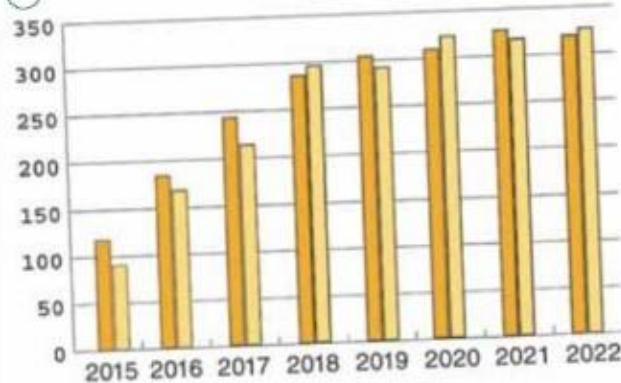
### ◆ Write / Make ...

- a paragraph about a typical day for you
- an article about your 'Perfect Day'
- a class survey
- an article about teenage life in Russia

①



②



③





## 4

## a

## Day in, Day out

## Vocabulary

## Daily routine



1 brush teeth



2 play sports



3 go to bed



4 go to school

- 1 Which of the activities in the pictures do you do: *in the morning?* *at noon?* *in the afternoon?* *in the evening?* *at night?* *at weekends?* Which of them didn't you do during your summer holidays?



5 have breakfast



6 have dinner




7 have lessons at school

## Reading

- 2 a) Read the title and the introduction to the quiz. Who's Harry Potter? What is his daily routine like?  
 b) Do the quiz. Listen and check your answers. Then explain the words in bold.  
 c) Imagine you are Harry Potter. Use the information from the quiz to talk about your routine to the class now/last summer. Answer any questions your classmates may have.

- 1 Who does Harry Potter live with?  
 a His parents  
 b The Dursley family  
 c Ron and Hermione
- 2 Which school does Harry go to?  
 a Muggles' School  
 b Azkaban  
 c Hogwarts
- 3 Where does Harry usually have breakfast?  
 a In the Great Hall.  
 b In the tower **dormitory**.  
 c In the Forbidden Forest.
- 4 Harry studies Herbology at the **greenhouse** .... a week.  
 a three times  
 b twice  
 c once
- 5 Harry studies the night sky ...  
 a every Monday morning.  
 b every Wednesday at midnight.  
 c in the evening.
- 6 What does Harry often play in his free time?  
 a Broomfights  
 b Quidditch  
 c Hide-and-peek
- 7 What do Harry and his friends usually do after dinner?  
 a They meet in the **common room**.  
 b They go straight to bed.  
 c They do magic tricks.
- 8 Where does Harry always sleep?  
 a In his house dormitory.  
 b In his own room.  
 c In a **dungeon**.

## quiz



## Harry Potter's Routine

How much do YOU know about the most famous young wizard of our times?

## Grammar Grammar Reference

### ◆ Present Simple

- 3** a) Read the sentences. Which expresses: *a daily routine? a habit? a permanent state?*

She always sleeps early.

He reads books in his free time.

He lives in Moscow.

- 4** Write the third person singular.

- |                       |                       |
|-----------------------|-----------------------|
| 1 I go – she .....    | 5 I catch – she ..... |
| 2 I sleep – he .....  | 6 I fix – he .....    |
| 3 I study – she ..... | 7 I wash – she .....  |
| 4 I play – he .....   | 8 I cry – he .....    |

- 5** Read the box. Complete the sentences with the correct form of the verb.

#### Questions in Present Simple

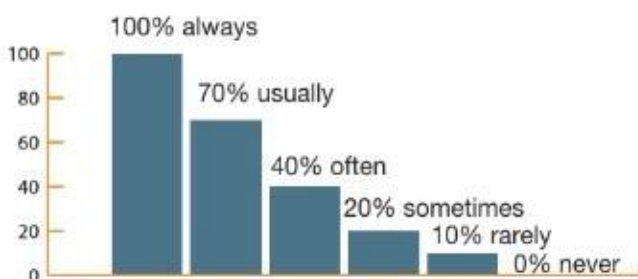
Yes/No question	<b>Does</b> Harry study the night sky?
Wh-question	<b>Which school</b> does Harry go to?
Alternative	Does Harry sleep in his own room <b>or</b> dormitory?
Tag-question	Harry often plays Quidditch, <b>doesn't he?</b>

- What time ..... (school/start)?
- ..... (Harry/eat) frogs for lunch?
- He ..... (study) History of Magic, ..... he?
- ..... he ..... (go) to school on foot or ..... he (fly)?

### ◆ Adverbs of frequency

- 6** a) Read the sentences and the graph. Where do we put the *adverbs of frequency*?

- Harry and his friends **usually** meet in the common room.
- He's **never** late for classes.



- b) Put the words in the correct order.

- never/Harry/school/walks/to
- Hermione/studies/always/a lot
- usually/students/free time/their/in/common room/the/spend
- the Dursleys/often/Harry/don't/treat/well
- Hedwig/brings/sometimes/Harry's/mail

- c) Find the *adverbs of frequency* in the quiz. Make sentences with these words about yourself.

## Pronunciation /s/ - /z/ - /z/

- 7** Listen and repeat. Add more verbs to each category.

/s/	cooks, takes
/z/	loves, gives
/z/	loses, passes

#### Reading Rules

- -(e)s after: /t/, /k/, /p/, /t/ - /s/ kicks, laughs
- after /s/, /ʃ/, /tʃ/, /dʒ/, /z/ - /z/ kisses, washes
- other sounds - /z/ swims, plays

## Speaking

- 8** Use the phrases from Ex. 1 and the prompts below to interview your partner about his/her daily routine. Use all types of questions. Keep notes and use them to talk about your partner's daily routine to the class.

- wake up
- have breakfast/lunch/dinner
- have a shower/a bath
- get dressed
- go to school
- have lessons
- do homework
- go out with friends
- watch TV
- listen to music
- help my parents around the house

► A: *What time do you wake up?*

B: *I wake up at ...*

## Writing (a paragraph about your typical day)

- 9** *Portfolio:* What's a typical Monday for you? Make notes, then write a short paragraph.

# 4

## b

# How about ...?

## Vocabulary

### ◆ TV programmes

- 1 a) Look at the TV programmes in the pie chart. Which ones exist in your country?  
b) 🎧 Listen to the music extracts. Which TV programmes do they match?

## Everyday English

### ◆ Expressing likes/dislikes

- 2 Read the pie chart. What do American teenagers like watching on TV?  
▶ 19% of American teenagers like watching dramas.
- 3 What do you like watching on TV? Use the table and the adjectives to tell the class.

We use certain suffixes at the end of verbs and nouns to form adjectives in English. These are: **-ful** (wonder – wonderful), **-ing** (disgust – disgusting), **-less** (care – careless) **-able** (enjoy – enjoyable), **-ic** (hero – heroic) **-ive** (impress – impressive)

😊😊😊 love	😞 don't like
😊 like	😞😞😞 hate
great, exciting, delicious, enjoyable, interesting, fantastic, fine, wonderful, active	boring, awful, terrible, disgusting, dull, horrible, endless, useless

▶ I don't like reality shows. I think they're boring.

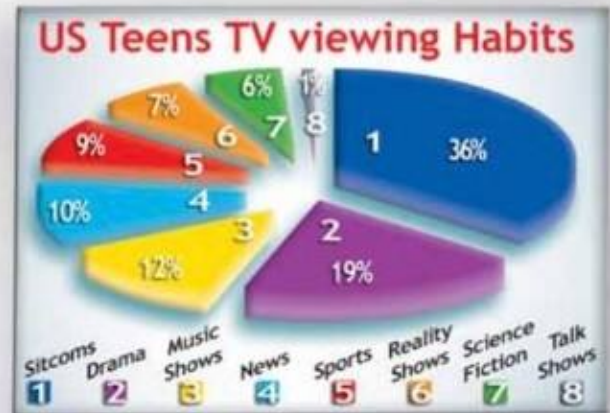
- 4 😊😊 What do you like? Discuss.

**Food:** pizza, hamburgers, spaghetti, fish, chicken

**Sports:** football, basketball, skiing, windsurfing

**Pastimes:** going to the cinema, eating out, dancing

- ▶ A: What's your favourite food?  
B: I love pizza! I think it's great. What about you?  
A: I like hamburgers. They are fantastic.



Source: ABA Division for public education

- ▶ 1 abbreviation for situation comedy.

### ◆ Making suggestions

- 5 a) Look at sentences 1-4. Which express suggestions?  
b) 🎧 🎧 Match the sentences (1-4) to the responses (a-d). Listen and check.
  - 1 Are you free tonight?
  - 2 Would you like to join me?
  - 3 What about a pop concert?
  - 4 How about a pizza?
  - a I think so.
  - b Count me in!
  - c Pop music is not really my thing.
  - d No, thanks.

## Reading

- 6 a) Read the first exchange in the dialogue. What do you expect to read? Read through and check.  
b) 🎧 🎧 Read and listen to the dialogue and complete sentences 1-5.
  - 1 Tony wants to go to ..... with David tonight.
  - 2 David doesn't like ....., ..... and .....
  - 3 David wants to watch a ..... on TV.
  - 4 Tony decides to go to David's ..... at 7:30.
  - 5 David suggests ..... for dinner.

- Tony:** Hi David. Are you free tonight?  
**David:** I think so. Why?  
**Tony:** Because there's a new thriller on at the Rex. Would you like to join me?  
**David:** No, thanks. I don't like thrillers.  
**Tony:** Oh ... What about a comedy then? There's one starring Jim Carrey.  
**David:** I don't know ... I don't really like him.  
**Tony:** What about a pop concert then?  
**David:** Well, pop music is not really my thing ...  
**Tony:** Oh, I've got it! It's Thursday today and your favourite sitcom is on TV!  
**David:** Yes, that's true ... Do you want to watch it with me?  
**Tony:** That's a great idea! Let's meet at your place at 7:30 then!  
**David:** Cool! How about some pizza for dinner?  
**Tony:** Count me in!

## Speaking

- 7** 🗣️🗣️ **Portfolio:** It's Saturday afternoon. Invite your friend to watch TV together. Use the sentences in Ex. 5 as well as your own ideas. Record yourselves.

## Grammar Grammar Reference

### ◆ Present Simple (short answers)

- 8** a) Read the box. Which verb do we use to form short answers?

Short Answers	
Do you like playing tennis?	{ Yes, I <b>do</b> . No, I <b>don't</b> .
Does he like skiing?	{ Yes, he <b>does</b> . No, he <b>doesn't</b> .

- b) ✍️ **Complete do/does, then answer the questions. Mind: like/hate doing.**

- ▶ **A:** Do you like playing tennis?  
**B:** Yes, I do./No, I don't.
- ..... your dad like or hate watching thrillers?
- You don't like pizza, ..... you?
- ..... your parents like going to the cinema?
- ..... your friend like or hate watching sitcoms?

- 6** Your brother enjoys playing basketball, ..... he?

## Listening

- 9** a) 🎧🗣️ Look at the poster. What words are missing? Listen and complete the gaps.



**New Film Starts Today...**

Name: 1) ..... of Rock

Type of film: 2) .....

Rating: 3) .....

Time: 12pm/3pm 4) .....

Price: 5) £ .....

- b) In pairs ask and answer questions about the film in the poster. Decide whether you'd like to see it.

## Pronunciation (exclamations)

- 10** a) 🎧 Listen and repeat. Which of these are positive/negative?
- |         |          |
|---------|----------|
| 1 Yuck! | 3 Super! |
| 2 Wow!  | 4 Ugh!   |

- b) 🗣️🗣️ Ask and answer as in the examples. Use the prompts in Ex. 3 and the expressions in Ex. 10a.

- ▶ **A:** How about spaghetti tonight?  
**B:** Yuck! I hate it./Wow! That's great.

## study skills

### Carrying out a survey

To carry out a survey you need to prepare simple Yes/No questions. This way you can get accurate answers.

## Writing (a paragraph on a survey)

- 11** **Portfolio:** Carry out a class survey. Ask your classmates about their favourite TV programmes. Keep notes then write a paragraph. Use *most/some/very few/none of*.
- ▶ *Most of my classmates like ..... . Some of them don't like ..... . A few hate ..... .*

## 4

## My favourite day

## Reading

- 1 Work in pairs. What is a perfect day like for you? Brainstorm to complete the spidergram.

Grammar Grammar Reference

## ◆ Reflexive pronouns

I		myself
You		yourself
He		himself
She	can build	herself
We	fires	ourselves
You		yourselves
They		themselves

- 2 a) Look at the title. Which is Ann's favourite day? Why? Listen to and read to find out.

## I ♥ Saturdays

by Ann Smith

Saturday is a perfect day for me. It starts at 9 o'clock with a big breakfast. Then I put on my special uniform and I set off with my best friend, Christina, for the Scout Club! There we meet up with the Scout leader and the rest of the team and we go camping. Later we arrive at the forest and put up our tents. After that the leader teaches us new things, like how to tie knots and build fires. In the afternoon we play football or go climbing. At 6:00 o'clock we cook dinner on the campfire. When we finish dinner, we go to our tents. We tell stories before we go to sleep! I absolutely love Saturdays!



b) Now, answer the following questions.

- Which is Ann's perfect day?
- What does she do in the morning?
- Do the scouts put up tents themselves?
- Can Ann tie knots herself?
- Can you cook dinner on the campfire yourself?

## ◆ Linkers

## study skills

## Using linkers

While narrating an event use appropriate linkers to show the order of events that happen. This makes your writing more organised.

- 3 a) Find the words in the text which show the order things happen.

b) Link the sentences. Use: *and, then, after that, when, before.*

- On Saturdays I meet my friends for coffee. We go to the cinema.
- She has breakfast. She leaves for school.
- On Sundays we have a family dinner. We watch a movie.
- I get up. The alarm clock rings.
- She has a bath. She gets dressed.

## Speaking

- 4 In pairs discuss your perfect day. Use the questions in Ex. 2b to help you.

► A: Which is a perfect day for you?  
 B: Tuesday.

## Writing (an article)

- 5 **Portfolio:** Write a short article for the school magazine about your perfect day of the week. Write why you like it and what you do in the *morning, afternoon, evening* (60-70 words).

# CULTURE CORNER

**Name:** James Johnson

**Lives:** in a semi-detached house with his dad Tony, mum Carol and brothers Chris (11) and Julian (9)

## When does school start/finish?

It starts at 8:30 **1)** ..... finishes at 3:15. It's quite a short day, but we get lots of homework as well!

## Do you get any pocket money?

Oh, yes, I get £10 a week. I spend it **2)** ..... my mobile phone, books and the cinema. My Mum gives me extra money if I help her out around the house though.

## How do you spend your free time?

I love computers! I surf the net **3)** ..... night or I play on my Playstation. I listen to music a lot. My favourites are McFly, Avril Lavigne, Beyoncé and

## TEENAGE LIFE

## IN BRITAIN

One Direction. I also watch a lot of television. *Eastenders* is the best soap opera. It's on four times **4)** ..... week.

## Do you get along<sup>1</sup> with your family?

Most of the time, but I often argue<sup>2</sup> with my brothers. It's usually about the Playstation. They say I don't let them use it often enough. I disagree of course.

## What do you like/dislike about being a teenager?

I like my life at the moment. I work hard **5)** ..... school, but I have a good time as well. It is nice being a teenager.

- |   |        |       |         |
|---|--------|-------|---------|
| 1 | A also | B and | C small |
| 2 | A on   | B for | C with  |
| 3 | A on   | B in  | C every |
| 4 | A the  | B on  | C a     |
| 5 | A at   | B on  | C under |

## WHAT IS LIFE LIKE FOR TEENAGERS IN THE UK?



TEEN ARENA  
TALKS TO JAMES,  
15 FROM HAMPSHIRE.

<sup>1</sup> have a good relationship

<sup>2</sup> quarrel

## Reading


- 1 a) Look at the text. Is it from a website? magazine? newspaper?  
b) How do you think British teenagers spend their free time? Read the text to check.

- 2   Fill in gaps 1-5 with the correct word (A-C). Listen and check.

## Speaking

- 3 Make notes about teenagers' leisure activities in Britain. Then use your notes to tell the class about them. How similar/different are your leisure activities?

## Project (an article)

- 4  *Portfolio:* What is life like for teenagers in Russia? Collect information using the Internet and write a short article for an English teenage magazine (about 70 words). Use pictures to illustrate your article.

# English in Use

## 4

### ◆ Making/Cancelling an appointment

**1** Read and listen to the sentences below. Which can we use to *make an appointment?* *cancel an appointment?*

- Are you free tomorrow?
- When would you like to meet?
- I'm afraid I can't make it to the cinema tonight.
- We'll do it some other time.
- Shall we say 12:30 at the train station?
- Sounds great!
- How about Friday night then?

**2** Listen to two dialogues. Who makes/cancels an appointment?

- Anna • John • Dave • Mark

**3** Read the dialogues and replace the phrases in bold with the sentences below.

- Definitely. • I'm OK. • I'm sorry.
- That's a great idea. • Get better soon.

A

**Anna:** Hello?  
**John:** Hi, Anna, it's John. How are you?  
**Anna:** Fine, and you?  
**John:** **Fine.** Are you free tomorrow to help me choose Tina's birthday present?  
**Anna:** Yeah, I'd **love to.** When would you like to meet?  
**John:** How about 10 o'clock in the morning?  
**Anna:** I have an Italian Class until 12, so we can meet after that.  
**John:** **Sounds great.** Shall we say 12:30 at the train station?  
**Anna:** Sure. See you there.  
**John:** Thanks, Anna. Bye.



**B**

**Dave:** Hello?  
**Mark:** Hi, Dave, it's Mark.  
**Dave:** Mark, hi. How are you?  
**Mark:** Not that well, actually. I've got a terrible cold.  
**Dave:** Oh, no!  
**Mark:** I'm afraid I can't make it to the cinema tonight.  
**Dave:** Don't worry about it, we'll do it some other time.  
**Mark:** How about Friday night then?  
**Dave:** That would be great. **Hope you feel better soon.**  
**Mark:** Thanks.

**4** **Portfolio:** Use the prompts to act out similar dialogues in pairs. You can use your own ideas as well. Record yourselves.

- help buy a new bag
- school meeting until 11:00
- 12:00 at the shopping centre
- toothache
- cancel day trip to the lake tomorrow
- next weekend

### ◆ Word formation

Nouns with **-ment** appointment, excitement, pavement, measurement

### Pronunciation /i:/ - /ɪ/

**5** Copy the table. Listen and tick (✓). Listen again and repeat.

#### Reading Rules

ee, ea - /i:/ beef, beat  
 i - /ɪ/ kit, bit

	/i:/	/ɪ/		/i:/	/ɪ/
heat			leave		
hit			live		
seek			feet		
sick			fit		

- ▶ *He leaves for work early because he lives far away.*
- ▶ *Fit those shoes on to your feet.*





# Extensive Reading

4

ACROSS THE CURRICULUM: **MATHS**

**1** Read the title. How is it related to the pictures? What do you think the text is about? Read and check.

**2**   Use the words below to complete gaps 1-6. Listen and check.

- which • we • are
- a • is • be

**3** Which type of graph is best for comparing things? Why do you think the third chart is called a pie chart? What can you read in these graphs?

**4** Which type of chart would you use to present the following information:

### Things teenagers spend their money on

- food: 50%
- clothes: 20%
- entertainment: 30%

**5** Close your books and tell the class why we use graphs and what the most important types are.

**6** In pairs carry out a survey about an important aspect of your school life (sports, clubs, school meals). Make a graph to show the results. Present it to the class.

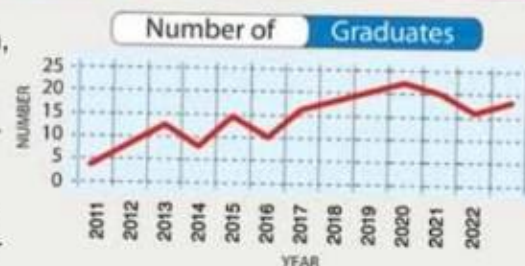
**7** **ICT Project:** Find various types of graphs. Bring them to the class and explain them.

## Drawing numbers

It is not always easy to pass along<sup>1</sup> information about numbers using just words. One of **0)** *the* best ways to do that is to use a graph or **1)** ..... chart. Some of them **2)** ..... the line graph, the bar graph and the pie chart.

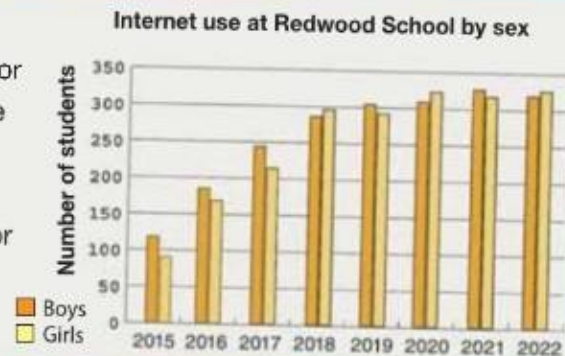
### The Line Graph

In this type of graph, **3)** ..... use a line to present information. The line graph shows information, which changes over time.



### The Bar Graph

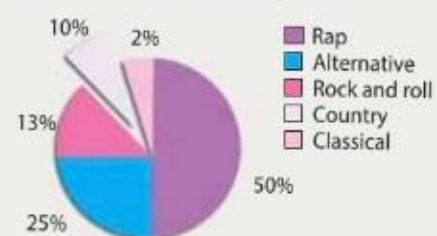
Bar graphs can **4)** ..... horizontal or vertical. This type of graph **5)** ..... very useful for comparing<sup>2</sup> two or more similar things.



### The Pie Chart

In pie charts you can see **6)** ..... section is large and what sections are small. In many pie charts, the most important section is separated from the rest of the pie.

Music Preferences in young adults 14 to 19



<sup>1</sup> give

<sup>2</sup> discovering differences and similarities between two things



# PROGRESS CHECK 4

**1** ✎ Use the prompts to complete the sentences.

• on • off • up • about • out

- 1 Stop worrying ..... your exams!
- 2 What time shall we meet ..... ?
- 3 I wanted to find ..... the truth!
- 4 Put ..... your jacket! It's cold!
- 5 What time do you usually set ..... for the Scout Club?

(Points:  $\frac{10}{5 \times 2}$ )

**2** ✎ Write the opposites.

- 1 interesting  $\neq$  .....
- 2 delicious  $\neq$  .....
- 3 nice  $\neq$  .....
- 4 love  $\neq$  .....
- 5 wonderful  $\neq$  .....

(Points:  $\frac{10}{5 \times 2}$ )

**3** ✎ Choose the odd one out.

- 1 pizza – hamburgers – tennis – fish
- 2 boring – dull – great – awful
- 3 sitcom – reading – news – drama
- 4 football – quidditch – skiing – homework
- 5 weekend – always – never – sometimes

(Points:  $\frac{20}{5 \times 4}$ )

**4** ✎ Put the words in the correct order and write full sentences.

- 1 Sundays/he/goes/on/often/to the park
- 2 she/late/is/never
- 3 how/you/go/do/often/to/cinema/the?
- 4 he/bed/always/to/late/goes
- 5 we/go/sometimes/camping

(Points:  $\frac{20}{5 \times 4}$ )

**5** ✎ Form questions. Then answer them.

- 1 you/go/school?
- 2 your father/work/in an office?

3 your mother/help/you/with/your homework?

4 your teacher/be friendly/in class/be/he?

5 your friends/watch/TV/after school/or/go to the cinema?

(Points:  $\frac{20}{5 \times 4}$ )

**6** ✎ Use the sentences to complete the dialogue.

- What about a pop concert, then?
- Would you like to join me?
- I think so, why? • Count me in!

A: Are you free tonight?

B: 1) .....

A: There's a new thriller on at AMC. 2) .....

B: No, thanks. I hate thrillers.

A: 3) .....

B: That's a great idea! 4) .....

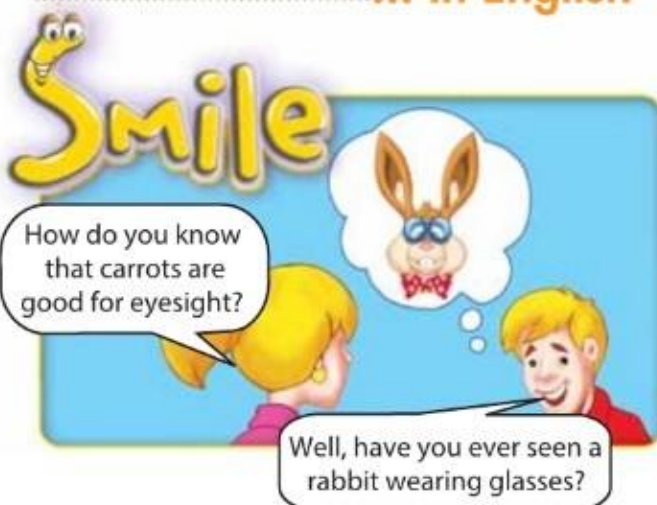
(Points:  $\frac{20}{4 \times 5}$ )

(My score:  $\frac{100}{100}$ )

## Now I Can ...

- talk about daily routines/(dis)likes
- talk and write about my perfect day
- talk about leisure activities in Britain
- make suggestions
- use exclamations
- explain graphs
- make/cancel an appointment
- carry out a survey

... in English



# Module 5

## Feasts

### ◆ Before you start ...

- You like reading about teenagers in English-speaking countries, don't you?
- What is life like for teenagers in Britain?
- What did you do last Monday?
- What's your favourite day? How do you spend it?

### ◆ Look at Module 5

- Find the page numbers for pictures 1–3.

### ◆ Find the page numbers for

- an email
- a Halloween costume
- an Indian celebration
- a short biography

### ◆ Listen, read and talk about ...

- party preparations
- an Indian festival
- a Halloween celebration
- birthday presents
- New Year's Eve preparations
- *Through the Looking Glass*

### ◆ Learn how to ...

- talk about celebrations & festivals
- ask for and express opinions
- ask for/give dates
- make a speech
- order flowers

### ◆ Practise ...

- present continuous: affirmative/negative/interrogative (all types of questions)
- *make & do*
- word formation: adjectives with *un-/in-*
- words that have the same pronunciation but different meaning

### ◆ Write / Make ...

- an invitation card
- a description of a scene
- a speech about a special day in Russia
- a poster to advertise an annual event in Russia
- a list of presents for your family



# 5a

## Festive time

### Vocabulary

#### ◆ Making preparations

1 a)   Complete with *make* or *do*. Listen and check.


- 1 ..... the decorations
- 2 ..... the dusting
- 3 ..... your homework
- 4 ..... a phone call
- 5 ..... the gardening
- 6 ..... tea
- 7 ..... a special dish
- 8 ..... the washing-up
- 9 ..... the shopping
- 10 ..... a cake

b) What are the people in the pictures doing?

► *The woman in picture 1 is making tea.*

### Reading

2 a) Look at the heading of the email. Who's sending it to whom? What is the email about?

b)  Read the email and put the paragraphs in the right order. Listen and check.

3 a) Read again. Who are the people in the pictures (1-6)? Explain the words in bold.

b) Find a New Year's greeting in the email. What do you say in Russian?



From: Rosa  
To: Lizzie  
Subject: Season's greetings

Dear Lizzie,

**A** What about you? How are you spending New Year's Eve? Whatever you are doing, have a wonderful time. I wish you and your family a Happy New Year.

**B** We are very busy at the moment. Dad is doing the last minute shopping. Mum is making a special dish, **fried baby eels**. They're **delicious**, honest! Aunt Betsie is making tea for everyone and Grandma is doing the gardening. Clara and Steve are doing the washing-up. Steve's also washing the **grapes** for tonight. In Spain, it's good luck to eat twelve grapes at midnight on New Year's Eve! As for the twins, they are making the decorations. They are **excited**. Spanish people call New Year's Eve **Nochevieja**, which **means** the old night. This is because the 31st of December is the last night of the old year.

**C** How's everything back in NY? I hope the weather isn't too cold. Here in Madrid, everyone is getting ready to **celebrate** New Year's Eve. The shops are full of people. They are buying presents and food. **Council workers** are decorating the streets and making preparations for tonight's celebrations in the Plaza del Sol.

All the best!

Rosa

## Grammar Grammar Reference

### ◆ Indefinite Pronouns

#### 4 Study the box.

	people	things	places
some	somebody someone	something	somewhere
any	anybody anyone	anything	anywhere

### ◆ Present Continuous (affirmative)

#### 5 a) Look at the sentences. How do we form the *Present Continuous affirmative*?

I **am making** a phone call.  
He **is doing** his homework.  
We **are making** a cake now.

b) Read the email again and find the verb forms for *actions happening now*, at the moment of speaking.

#### 6 Use the prompts to say what the people in the picture are doing. What are they celebrating?

- blow a party horn
- talk on the mobile
- dance
- play the drums
- eat a sandwich
- bring a cake

▶ *John is blowing a party horn.*

## Speaking

#### 7 Listen to the music and the sounds. Imagine the scene. Describe to your partner what is happening.



#### 8 Imagine it is New Year's Eve in Russia. What are you/your family doing? Discuss it in small groups.

## GAME

Work in two teams. In turn, each team mimes a party scene. The other team writes down what they think each student is doing. The team with the most correct answers wins.

## Listening

#### 9 Look at the text. What is it? Can you guess what type of words are missing? Listen and check.



## Writing (an invitation card)


#### 10 Portfolio: Write an invitation card for a party. Use the invitation in Ex. 9 as a model.

# 5

# Let's celebrate

## Vocabulary

### ◆ Celebrations


1 a)  Match the activities to the pictures.

- make wreaths • exchange gifts
- wear costumes • offer flowers & sweets
- eat traditional food • watch parades
- watch a fireworks display




b) Ask and answer questions.

- ▶ A: *When is St Patrick's Day?*  
B: *It is on the 17th of March.*
- A: *What do people do on that day?*  
B: *They watch parades.*

2  In pairs make a list of celebrations in Russia. Which of the activities in Ex. 1 do people do during these celebrations? Which of them have you ever tried?

## Reading

3 a) Read the first exchange. Are Pete and Tess in the same place? Read the last exchange and check.  
b)  What do you think is happening at the party? Listen, read and check. Explain the words in bold.

Pete: So, is the party going well?

Tess: WHAT DID YOU SAY?

Pete: Is the party going well?

It sounds as if everyone's having a great time.

Tess: Yeah, it's **absolutely** brilliant.

Pete: Well, a party for a gang of ten-year-olds isn't my idea of a good time. Are you all wearing costumes?

Tess: Yes. I'm wearing my **witch costume** and Chris is wearing his Frankenstein costume.

Pete: Oh, he's not wearing that old thing again!

Tess: Yeah, and he's **terrifying** everyone.

Pete: What kind of games are you playing? Are you **bobbing for apples**?

Tess: No. We're playing **musical chairs** and **pin the tail on the donkey**. It's great fun.

Pete: What about food? What are you eating?

Tess: Well, I made a pumpkin pie and toffee apples and the kids are really enjoying them so they're **nearly all gone**.

Pete: Oh, keep me one, please!

Tess: OK! Are you doing anything at the moment?

Pete: No, not really.

Tess: Well, why don't you **come over** and help yourself to some toffee apples? The party is nearly over anyway. Then, you can help me **clean up**!

Pete: I would do anything for a toffee apple! See you in ten minutes.



#### 4 Match the phrasal verbs to their meanings.

- |             |                      |
|-------------|----------------------|
| 1 dress up  | a move place         |
| 2 run out   | b visit              |
| 3 come over | c finish             |
| 4 join in   | d become part of sth |
| 5 pop round | e wear costumes      |

#### 5 Read again and find:

- three names of games
- two types of food
- two types of costumes

Use your answers to tell the class how the people in the dialogue celebrated Halloween.

### Everyday English

#### ◆ Asking for/expressing opinions

- 6** Work in pairs. Imagine you are at a celebration. Use the phrases below to act out exchanges as in the example. Ask about: *music, food, costumes, activities, guests, etc.*

#### Asking for opinions

- What do you think of ...?
- What is/are the ... like?
- How do you like the ... ?
- Do you like ... ?

#### Responding

- They're/It's fantastic/brilliant/cool.
- Not bad at all.
- Quite good.
- I don't really like it/them.
- They're/It's awful/terrible/horrible.
- Nothing special.


- ▶ A: *What do you think of the music?*  
B: *It's fantastic.*

### Grammar Grammar Reference

#### ◆ Present Continuous (negative & interrogative)

- 7** Read the sentences. How do we form the negative and interrogative forms of the *Present Continuous*? Find examples in the dialogue in Ex. 3.

She **isn't** making a wreath.  
"Are you watching TV?" "Yes, I am."  
"Is he making a phone call?" "No, he **isn't**."



- 8** Ask and answer questions about the picture. Then describe the scene.

- Sam/play music?  
▶ A: *Is Sam playing music?*  
B: *No, he isn't.*  
Tony/take picture?  
▶ A: *Tony isn't taking pictures, is he?*  
B: *Yes, he is.*
- Sue/dance/or/sing?
- Sam/throw streamers/isn't he?
- the musicians/perform tricks/or/play/music?
- What/the clowns/wear?
- Tony & Mary/drink Coke?

### GAME

Imagine you are attending a special event. The class in teams try to guess what you are doing there.

- ▶ Leader: *I'm at a party.*  
Team A S1: *Are you dancing? etc.*

### Writing (a description of a scene)

- 9** *Portfolio:* Find a picture showing your family, relatives or friends celebrating a special event. Write a short paragraph about what the people in the picture are doing (about 70 words). Give your paragraph a title.



# Special days

## Listening

1 a) Listen to the music. What country do you think it is from?

b) Sumit is giving a speech to his classmates about a festival in India. Listen and put the events in the order you hear them.

- |                       |                      |
|-----------------------|----------------------|
| A pray                | E visit people       |
| B watch the fireworks | F make special lamps |
| C have a meal         | G exchange gifts     |
| D decorate the house  | H light lamps        |

## Reading

2 Read Sumit's speech and complete the phrases (1-6) with the missing adjectives.

## HAPPY Diwali

"Hello.  
Today, I'm going to talk to you about an important festival in my country, India. In late autumn, we celebrate Diwali, the Festival of Lights. Diwali lasts five days. Before the festival, the whole family makes some preparations. We put up colourful decorations in our homes and children make special festive lamps. On that day we visit relatives, we have festive meals and we exchange gifts. In the evening, we light our Diwali lamps and we pray to Lakshmi, the goddess of wealth. Finally, there is an exciting fireworks display. Everybody has a great time. Thank you for listening."



- |                     |                              |
|---------------------|------------------------------|
| 1 an ..... festival | 4 ..... meals                |
| 2 ..... decorations | 5 an ..... fireworks display |
| 3 ..... lamps       | 6 a ..... time               |

3 Which words/time phrases does Sumit use to show the order of the events?

## study skills

### Making notes for a speech

When you make a speech, have notes of the main points written down in front of you. This helps you remember what you want to say in the right order.

4 **ICT** Use the Internet to prepare a speech about a special day in Russia. Complete the notes about this day.

Name: .....  
Date/Season: .....  
Country: .....  
Activities/Food: .....  
Feelings: .....

## Speaking

5 **Portfolio:** Use your notes in Ex. 4 to present the festival to your classmates. Record your speech.

## Writing (a speech about a special day)

6 **Portfolio:** Use the phrases in the language boxes below and your notes from Ex. 4 to write your speech. (60-70 words)

### Beginning a speech

Hello./Good afternoon/evening. etc.  
Today, I'm going to talk to you about ... etc

### Ending a speech

Thank you for your time./Thank you for listening.  
Do you have any questions?  
Is there anything you would like to ask me?

# CULTURE CORNER

## Vocabulary

- 1  What do you call an event that takes place every:
- |                         |                  |
|-------------------------|------------------|
| 1 hour? ► <i>hourly</i> | 4 month?         |
| 2 day?                  | 5 year? (annual) |
| 3 week?                 |                  |
- 2 Name some festivals in Russia. What do people do on these days?

## Reading

- 3  What can the text be about? What are the people in the pictures doing? Listen, read and check.
- 4 a)  Read again and choose, *T* (true), *F* (false) or *DS* (doesn't say).
- The highland games are an annual event.  
A True    B False    C Doesn't say
  - The games are in winter.  
A True    B False    C Doesn't say
  - The marching bands wear funny hats.  
A True    B False    C Doesn't say
  - The caber is very heavy.  
A True    B False    C Doesn't say
  - Tickets are always available.  
A True    B False    C Doesn't say
- b) Explain the words in bold.

## Speaking

- 5 What do visitors see and do in Braemar on the first Saturday in September? Make notes and prepare a one-minute radio commentary on the Highland Games. Present it to the class.

## Project (a poster)

- 6 **ICT Portfolio:** Think of an event that takes place every year in your school. Make a page to display on your school website. Write: *name and date, place, activities*. Illustrate your page with pictures.

# The Highland Games



Many highland games take place all over Scotland every year. The most famous meeting is in Braemar, a small village in the Scottish Highlands. The games are always on the first Saturday in September.

Many athletes travel to Scotland each year to take part in the games. They compete in events like *the hammer throw, shot put and the hill run*. There are also music and dancing competitions. **Marching bands** perform for the crowds. They wear traditional clothing and play the bagpipes.

The most popular event of the day is the 'tug of war'. Two teams **hold onto a rope** and try to pull the other team over the line. 'Tossing the caber' is also popular. The athletes have to run holding a heavy **tree trunk**, the caber, **upright**. Then, they stop and throw it towards the sky.

Tickets always **sell out** months before the games start. It's a great day out for all the family.





# English in Use

5

## Ordering flowers

- 1** Look at the flowers in the pictures. What are their names in Russian? When do people offer flowers in Russia?



- 2** Read the sentences. These sentences are from the following dialogue between a shop assistant (SA) and a customer (C). Who says what? Listen and check.

- I'd like to send some flowers, please.
- A dozen red roses.
- When would you like us to send them?
- Would you like to include a card?
- That will be £40 including delivery.

- 3** Listen again and fill in the order form. Read the dialogue and check.

Order Code: F4052

Flower Type: .....

Quantity: .....

Name: .....

Full Address: .....

Postcode: E1

Price: .....

- C: Good morning.  
I'd like to send some flowers, please.
- SA: Of course. What do you have in mind?
- C: A dozen red roses.
- SA: When would you like us to send them?
- C: On the morning of February 14th.
- SA: Who are they for?
- C: For Ms Laura Johnson at 25 Blackheath Green, London.
- SA: Would you like to include a card?
- C: Yes, please. I have it ready.
- SA: Right. That will be £40 including delivery.
- C: Here you are. Thank you very much.



- 4** Portfolio: It's Mother's Day and you want to order some flowers for your mother. Work in pairs. Take roles and act out the dialogue between you and the shop assistant. Use the sentences in Ex. 2. Record yourselves.

## Pronunciation

- 5** a) Listen and choose the word that does not sound the same as the others. Listen again and repeat.

- |   |         |         |         |
|---|---------|---------|---------|
| 1 | a brick | b break | c brake |
| 2 | a dear  | b deer  | c die   |
| 3 | a hear  | b hire  | c here  |
| 4 | a know  | b now   | c no    |
| 5 | a meat  | b meet  | c met   |
| 6 | a ride  | b red   | c read  |
| 7 | a soon  | b sun   | c son   |

- b) What do the words that sound similar mean? Check in your dictionary.

# Extensive Reading

5

ACROSS THE CURRICULUM: LITERATURE

## study skills

### Reading widely

Reading outside class will help you increase your vocabulary and improve your English. Read books, newspapers and magazines or browse the net.

- 1 a) Look at the pictures and answer the questions.
  - 1 What do you know about *Alice in Wonderland*?
  - 2 Is Alice a real person or a fictional character?
  - 3 Who created this character?
  - 4 Who's Humpty Dumpty? What does he look like?
 b) Read the short text and check your answers.

### Lewis Carroll (1832–1898)

is a very famous English writer of books for children. His most famous books include *Alice's Adventures in Wonderland* and *Through the*



*Looking Glass*. These books are about the adventures of Alice, a little girl, in a strange place called Wonderland. The extract is a short dialogue from the second book. Alice is talking to Humpty Dumpty, an egg with a nose and a mouth!

- 2 a) Skim through the dialogue and find a word beginning with *un-*. What does it mean? When do we use this prefix?  
b) Form opposites with the following words.
  - friendly • happy • lucky • kind • real
  - but: inaccurate, independent



## Through the Looking Glass

Alice: What a beautiful belt you've got!  
 Humpty Dumpty: It's a cravat, child, and a beautiful one, as you say. It's a present from the White King and Queen! There now!  
 Alice: Is it really?  
 Humpty Dumpty: They gave it to me, for an unbirthday present!  
 Alice: I beg your pardon?  
 Humpty Dumpty: I'm not offended.  
 Alice: I mean, what is an unbirthday present?  
 Humpty Dumpty: A present people give you when it isn't your birthday, of course!  
 Alice: I like birthday presents best.  
 Humpty Dumpty: You don't know what you are talking about! How many days are there in a year?  
 Alice: Three hundred and sixty-five.  
 Humpty Dumpty: And how many birthdays have you?  
 Alice: One.  
 Humpty Dumpty: I'd rather see that on paper.  
 Alice: (*writing on a piece of paper*)  $365 - 1 = 364$   
 Humpty Dumpty: Then that shows that there are three hundred and sixty-four days when you might get unbirthday presents ...  
 Alice: Certainly ...

- 3 Listen, read and answer questions 1-4. Take roles and read out the dialogue.
  - 1 What is Humpty Dumpty's present?
  - 2 Is it his birthday today?
  - 3 Who gave the unbirthday present to him?
  - 4 Why does Humpty Dumpty like unbirthday presents?
- 4 **Project:** Write the names of your family members and their birthdays. Then make a list of presents for them.

# PROGRESS CHECK 5

## 1 Complete with *make* or *do*.

- 1 ..... a special dish
- 2 ..... the shopping
- 3 ..... your homework
- 4 ..... the decorations
- 5 ..... the washing-up
- 6 ..... tea
- 7 ..... the dusting

(Points:  $\frac{14}{7 \times 2}$ )

## 2 Match the words to form phrases.

- |            |                 |
|------------|-----------------|
| 1 light    | a gifts         |
| 2 exchange | b the house     |
| 3 decorate | c lamps         |
| 4 make     | d a costume     |
| 5 wear     | e preparations  |
| 6 visit    | f the fireworks |
| 7 watch    | g people        |

(Points:  $\frac{28}{7 \times 4}$ )

## 3 Complete the sentences with the words below.

• up • out • over • fun • round • in

- 1 Children usually have ..... dressing .....
- 2 Come ..... here and join ..... the game.
- 3 Can I pop ..... to borrow some sugar? It's run .....

(Points:  $\frac{18}{3 \times 6}$ )

## 4 Complete the gaps with the *Present Continuous*.

- 1 A: What ..... (Lizzie/do) right now?  
B: She ..... (make) tea.
- 2 A: Hey! You ..... (not/watch) the fireworks, are you?  
B: Yes, I am! I ..... (take) some pictures as well.
- 3 A: ..... (the twins/cut) the bread?  
B: No, they are washing the dishes.

(Points:  $\frac{20}{5 \times 4}$ )

## 5 Use the prompts to complete the gaps.

- Who are they for? • Nothing special.
- Not bad at all. • It's awful.
- I don't like them.

- 1 A: What are the toffee apples like?  
B: .....
- 2 A: Is the festival good?  
B: .....
- 3 A: What do you think of my costume?  
B: .....
- 4 A: How do you like the food?  
B: ..... I really don't like it.
- 5 A: .....  
B: My mother.

(Points:  $\frac{20}{5 \times 4}$ )

(My score:  $\frac{100}{100}$ )

## Now I Can ...

- talk about festivals, preparations & celebrations
- ask for and express my opinion
- talk about actions happening now
- write an invitation card
- write a short description of a scene
- write/make a speech about a special day
- make a webpage to advertise an annual event in my school

... in English



# Module 6

## Leisure activities

### ◆ Before you start ...

- Have you ever taken part in any foreign festivals?
- Name some festivals in Russia. Imagine you are attending one now. What is happening?
- Think of a special day in Russia. How do you celebrate it?

### ◆ Look at Module 6

- Find the page numbers for pictures 1–3.

### ◆ Find the page numbers for

- a poster
- a board game
- a book cover

### ◆ Listen, read and talk about ...

- hobbies & interests
- school clubs
- games & free-time activities
- board games
- puppets

### ◆ Learn how to ...

- express your likes and dislikes
- justify your choices
- carry out a survey
- shop for a present


### ◆ Practise ...

- present simple vs present continuous
- present continuous vs past continuous
- prepositions of time and place
- linking sentences: because
- word formation: compound nouns; nouns with *-er/-or/-ist*
- pronunciation: /ɔ:/ – /ɜ:/

### ◆ Write / Make ...

- a short paragraph about your classmates' favourite free-time activities
- a poster about your classmates' favourite games
- a board game
- a short article about a popular board game in Russia
- a puppet

1



2



3



## 6

## Free time

a

## Vocabulary


## ◆ Activities

1 Look at the pictures. Which of these do/don't you do ...

- 1 every day?                      3 every weekend?  
2 every week?                    4 on holiday?

What did you do last holiday?

## ◆ Expressing likes/dislikes

2  Read the table, then ask and answer questions as in the example. Use the pictures on p. 56. You can use your own ideas too.

Do you like/  
enjoy (playing)  
computer  
games?

Yes, I do.  
Yes, I'm very keen on/  
fond of/interested in/  
mad about ...

No, I don't.  
Not really/at all.

► A: Do you like windsurfing?

B: Yes, I'm very keen on windsurfing. What about you?



## study skills

### Understanding the reason

The format of the text tells you what sort of a text you will read (e.g. letter, brochure, leaflet). This helps you understand why the text was written.

### Reading


3 a) Look at the leaflet on p. 57. What is it about? Where could you see it? How many clubs are there?

b)   Listen, read and find the correct clubs.

- 1 ..... meet(s) once a week.  
2 ..... meet(s) twice a week.



go windsurfing



read books



meet my friends



go swimming



go cycling



paint



play computer games



go fishing

- 3 ..... meet(s) three times a week.  
4 ..... meet(s) daily.

c) Explain the highlighted words. Use your dictionary to help you. Choose any five words and make sentences.

# Bolton Middle School

Clubs meet at 4:30, right after school.

## CLUBS and ACTIVITIES

### Art Club



Are you **keen on** painting? Then, **join** us! We work in groups and learn how to draw and paint. We also go on **trips** to art museums!

**Meetings:** Wednesdays & Fridays

### Drama Club



Are you good at acting? Our drama club is the club for you. We write and **present** our own **plays**! We also go to the theatre a lot!

**Meetings:** Mondays

### Sports Club



Do you want to **have fun**? Go cycling, swimming and windsurfing with us, or play football, basketball or baseball in one of our teams! **Meetings:** Tuesdays

### Computer Club



Are you interested in computers? Learn new programmes, use our PCs to do your homework and play the best computer games ever! **Meetings:** every day

### Book Club



Are you fond of **literature**? Read exciting **novels**, talk about them and **exchange** books.

**Meetings:** Mondays, Thursdays & Fridays

### Music Club



Are you **mad about** music? Then join one of the bands in our club and ... let the good times rock!

**Meetings:** Fridays

### Photography Club



Are you interested in photography? Come to our club, **print** your own pictures and meet people who love photography!

**Meetings:** Tuesdays & Thursdays

## Vocabulary

### ◆ Word formation: compound nouns

- 4** Read the box. How many compound nouns can you find in the text? Can you think of more?

In English we can put two nouns together to make a new word. e.g. *home + work = homework*  
These words are compound nouns.

6a

- 5** Use *-er, -ist, -or* to make nouns.

- 1 act ► *actor*; 2 direct .....;  
3 art .....; 4 football .....; 5 play .....;  
6 write .....; 7 paint .....; 8 cycle .....;  
9 present .....

### ◆ Linking sentences

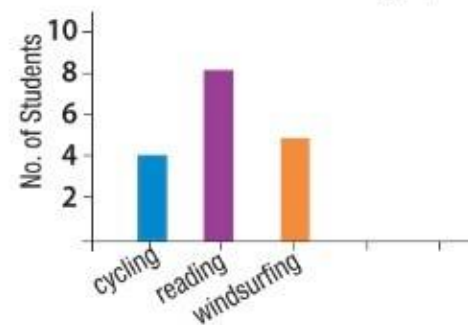
- 6** Which of the clubs in Bolton Middle School do/don't you want to join? Tell your partner.

×	dull
×	tiring
×	awful
+	fun
+	interesting
+	brilliant

- *I want to join the Art Club because it's fun. I don't want to join the Sports Club because it's tiring.*

## Speaking

- 7** Carry out a survey about your classmates' favourite free-time activities. Make a graph.



- *A: What do you most like doing in your free time?*  
*B: I love going cycling.*

## Writing (a paragraph about likes and dislikes)

- 8** **Portfolio:** Write a paragraph about your classmates' likes/dislikes. Use your graph in Ex. 7.
- *Most of my classmates enjoy ... because ... Some like ...*



# Game on!



## Vocabulary

### ◆ Games

#### 1 Which of the games in the pictures:

- are board games?
- are for two players?
- are team games?
- do you play in Russia?
- did you play last weekend?

## Reading

#### 2 Read the first and the last line of the dialogue. What are Tom and Jim doing? Listen, read and check.

#### 3 a) Read the dialogue. How many games are mentioned? What did Jim and Tom decide to do in the end?

b) Explain the words in bold.

**Tom:** Jim, are you doing anything?

**Jim:** Nothing much. I am listening to music and **waiting** for the rain to stop. I am playing baseball at 5:00.

**Tom:** You're always playing with your friends.

**Jim:** Don't say that. You know I play baseball every Tuesday.

**Tom:** Do you want to play something with me **for a change**?

**Jim:** Like what? And don't say Monopoly, backgammon or Scrabble. They are **boring**.

**Tom:** Yes, I bet it's boring when you always **lose**.

**Jim:** I don't care about losing.

**Tom:** Yeah, right. You **suggest** something then.

**Jim:** How about darts?

**Tom:** That's not **fair**. You're tall and always get more points.

**Jim:** Tommy, it's not about who **wins** or **loses** but how you play the game!

**Tom:** You are right. Darts then.

#### c) Find phrases which mean:


- Such as?
- I don't mind.
- That's not right.
- What about ...?

## study skills

### Acting out a dialogue

Before you act out a dialogue think of the place, who you are and how you feel. When you act out your part use gestures. This helps you use English in a natural way.

### Speaking

4 a)  In pairs continue the dialogue.

b) *Portfolio*: Work in pairs. You are at home on Saturday evening. Act out a similar dialogue to the one in Ex. 3. Record yourself.

### Grammar Grammar Reference

#### ◆ Present Simple vs Present Continuous

5 Find verb forms in the dialogue which show:

- a permanent state
- daily routine or habit
- an action happening now
- a fixed arrangement in the near future
- annoyance

Identify the tenses.

#### ◆ Present Continuous vs Past Continuous


We use the **Past Continuous** to describe:

- an action in progress at a specific time in the past: *Ann was painting a portrait at 5 o'clock yesterday.*

- an action in progress when another action interrupted it: *The children were playing computer games when their parents came home.*

Time expressions used with the **Past**

**Continuous**: *when, as, all day, yesterday at 5 o'clock, etc.*


6  Put the verbs in brackets into the **Present Continuous** or the **Past Continuous**.

- 1 Jason ..... (not/come) with us tonight.
- 2 What ..... (you/do) yesterday night?
- 3 We ..... (yesterday/meet) in the library at three o'clock.

- 4 Greg ..... (learn) to play chess today.
- 5 It ..... (rain) at the moment.
- 6 You ..... (always/lose) your keys!
- 7 My father ..... (play) chess when I came back home.
- 8 I ..... (have) dinner with my grandparents tonight.



7  Choose the correct word/phrase.

- 1 Alice isn't/doesn't like playing backgammon.
- 2 Are/Were you doing your homework at 7 o'clock last Monday?
- 3 We usually eat/eating out on Sundays.
- 4 They are playing chess now, don't/aren't they?
- 5 My friend and I play/are playing Scrabble on Wednesday afternoons.

8  Complete the text with the correct form of these verbs: *like, argue, play, prefer, live, love, win, enjoy, (not always) agree, not be.*

Hi, I'm Sarah and I **1**) ..... in London. I **2**) ..... playing games, especially board games like Monopoly and Scrabble. My sister also **3**) ..... games. We **4**) ..... Scrabble at the moment but we **5**) ..... . We often **6**) ..... because I **7**) ..... Scrabble but she **8**) ..... Monopoly. Today my sister **9**) ..... very happy because I **10**) ..... again!

### Listening

9   Listen and match the speakers to the activities they like.

Speaker **1**  
Speaker **2**  
Speaker **3**  
Speaker **4**  
Speaker **5**

- A** billiards  
**B** marbles  
**C** darts  
**D** dominoes  
**E** Scrabble  
**F** chess  
**G** jigsaw

### Writing (a poster)


10 *Portfolio*: Ask your classmates about their favourite games including computer games. Make a poster with the most popular games. Stick pictures and label them. Think of a title for the poster.




# 6 C

# Pastimes

## Reading

**1**  Where is the man in the picture? What do you think he does there? Complete the verbs on the board game to find out.



**2**  Listen to and read the instructions. Then play the Robinson Crusoe game in groups of four.

Both children and adults around the world love playing Snakes and Ladders. But Snakes and Ladders is not a modern game. It comes from an old Indian game. It is a game about good and evil.

Snakes and Ladders is a game for two to six players. To play it, you need a board, a dice and some counters. You start on square number ONE and you move your counter the number of squares shown on the dice. When you land on a square at the bottom of a ladder you go UP to the top of the ladder, but when you land on a square with a snake's head you go DOWN to the tail of the snake. Whoever gets to the last square first wins!

## Robinson Crusoe GAME

**FINISH**

43	44	45 ... and he <b>(hear)</b> the birds singing.	46	47 He ..... <b>(miss)</b> his family ...	48 ... and he <b>(teach)</b> him words ...	49
42 ... and he ..... <b>(cook)</b> on fire.	41	40	39	38	37	36
29	30	31 Sometimes, he ..... <b>(sit)</b> under the trees ...	32	33 He often ..... <b>(feel)</b> lonely ...	34 ... and he ..... <b>(not/feel)</b> happy.	35 He ..... <b>(play)</b> with his parrot ...
28 He ..... <b>(grow)</b> rice and corn ...	27	26	25 ... and he ..... <b>(explore)</b> the island.	24	23	22
15 He ..... <b>(not/have)</b> warm clothes ...	16	17 ... and he ..... <b>(eat)</b> fruit and coconuts.	18	19	20 ... and he ..... <b>(think)</b> about home.	21
14	13	12	11 He often ..... <b>(go)</b> for long walks ...	10	9	8 He ..... <b>(not/have)</b> a shower ...
<b>START</b> 1 ... and he ..... <b>(be)</b> cold at night.	2 He ..... <b>(wake)</b> up early ...	3	4 ... and he ..... <b>(wash)</b> in the river.	5	6	7

## Writing (a board game)

**3** **Project.** Work in groups. Make your own board game (Snakes & Ladders) about free-time activities. Then play it with your partner.

# CULTURE CORNER

## Reading

1 Which of the games in the pictures: *is about solving a crime? is about buying and selling property? uses letters to make words?* Listen, read and check.

2 a) Read again and say Y (yes) or N (no). Explain the words in bold.

- 1 *Cluedo* is a game to play at home.
- 2 In *Scrabble*, the players answer questions.
- 3 You can buy *Monopoly*™ in 200 countries.
- 4 *Scrabble* is like a crossword puzzle.

b) What do these numbers mean? Make sentences.

- 80 • 1944 • 1949 • 1933
- 1934 • 5000 • 200 million

► You can buy *Monopoly*™ in 80 different countries.

## Speaking

3 What is the most popular board game in Russia? Make notes under the headings, then talk about it.

- name • aim
- how to play it
- number of players

4 Use adjectives below to speak about the board games.

◆ Word formation.  
Adjectives with -ing

boring, interesting, exciting, scaring, tiring

## Board Games

### CLUEDO

England, 1944. Anthony Pratt invents Cluedo and his wife **designs** the board. Waddington Games buys the idea, **releases** the game in 1949 and it becomes a great success. The aim of the game is to find out the identity of the **killer** of Dr Black, the **murder weapon** and the **scene** of the crime. In order to do that, players move around the house and ask the other players questions. The first player to solve the crime wins.

### SCRABBLE

New York, 1933. Alfred Butts notices how popular crossword puzzles are and **comes up with** the idea of Scrabble.

In Scrabble players pick seven letter tiles **at random** and then try to make words using their letters. Players get **bonus points** for using certain squares on the board and using letters like Q and Z. The player with the most points at the end of the game wins.

### MONOPOLY

USA, 1934. Charles Darrow invents the Monopoly™ board game and makes the first 5000 sets of the game himself!

The **aim** of the game is to make as much money as possible. In order to do that players buy, sell and rent **property**. One by one, the players **run out** of money and the last player left is the winner. Today, Monopoly™ is the best selling board game in the world with **sales** of over 200 million sets in 80 different countries.



## Project


5 **Portfolio:** Write a paragraph about a popular board game in Russia.  
**Write:** name, number of players, aim.

# English in Use

6

## ◆ Buying a present

**1** Do you go shopping for your friend's presents? What presents do you buy? What shops do you prefer?

**2**  Read the sentences below and decide if they are said by the shop assistant or the customer. What are they talking about? Listen, read and check.

- 1 How can I help you?
- 2 I am looking for a birthday present for a friend.
- 3 Is it for a girl or a boy?
- 4 What about a jigsaw puzzle then?
- 5 How much are they?
- 6 I'm afraid that's too expensive.
- 7 I have the perfect thing for you.
- 8 Would you like me to wrap it?

**3** Read the dialogue. What does Greg buy for Judy?

**Shop Assistant:** Good morning. How can I help you?

**Greg:** Good morning. I am looking for a birthday present for a friend.

**Shop Assistant:** Is it for a girl or a boy?

**Greg:** It's for my friend Judy. She is twelve tomorrow.

**Shop Assistant:** What does your friend like doing in her free time?

**Greg:** She likes playing board games and meeting friends.

**Shop Assistant:** What about a jigsaw puzzle then?

**Greg:** That's a good idea. How much are they?

**Shop Assistant:** This one has 5000 pieces and costs €18.

**Greg:** I'm afraid that's too expensive. I only have €15.

**Shop Assistant:** Let me see. Does she like painting?

**Greg:** Yes, she loves drawing and making things.

**Shop Assistant:** How about this puppet making set? It's only €13.

**Greg:** That's great. I'll take it.

**Shop Assistant:** Would you like me to wrap it?

**Greg:** Yes, please.



table tennis set



jigsaw puzzle



hang-gliding plane



darts set



bicycle



chess



roller skates

**4**  **Portfolio:** Imagine it is your English friend's birthday and you want to buy him/her a present. In pairs, act out dialogues like the dialogue in Ex. 3. Use the toys and prices in the pictures above to help you. Record yourselves.


## Pronunciation /ɔ:/ /ɜ:/

### Reading Rules

o + r - /ɔ:/ port

a + l/lk - /ɜ:/ chalk

e, u, i + r - /ɜ:/ girl

**5**  Copy the table. Listen and tick (✓). Listen again and repeat.

	/ɔ:/	/ɜ:/		/ɔ:/	/ɜ:/
form			Turk		
firm			walk		
shirt			work		
short			war		
talk			were		

## Extensive Reading

6

ACROSS THE CURRICULUM: DESIGN &amp; TECHNOLOGY



# Puppet show



*Everyone loves puppets! They are fun, sometimes crazy, and even when they are sad they still make us laugh.*

There are many different types of puppets. Some are very easy to make but others can be more difficult. **Glove puppets** are one of the easiest types of puppets to make. You just take a piece of cloth, attach a wooden or rubber head and put it over your hand. You use your fingers to move the puppet's head and the arms.

The **marionette** is a more difficult puppet to make and to use, but it's more fun to play

than the glove puppet. Marionettes have whole bodies and legs and can move in many ways. The puppeteer uses strings to move it.

We can use puppets to educate or to tell stories, but with puppets we always have fun. When we see puppets move and talk we forget that they are just plastic, wood or cloth and we enter a world of adventure and fun.

## 1 Which picture shows:

- a glove puppet?
- a marionette?
- a finger puppet?

## 2 a) What materials are these puppets made of?

- cloth • wood • string
- leather • rubber • plastic

b) 🎧 Read, listen and check.

## 3 Read again. List all the words related to parts of the body.

- ## 4 Project: Follow the instructions to make your own puppet.
- Use your puppets to act out a story.

## Make a Sock Puppet

- 1 Put a sock on your hand.
- 2 Put glue on the back of the buttons.
- 3 Place them on the sock.
- 4 Put glue on pieces of wool.
- 5 Place them on the sock at the back of your hand.

**You need:**

- ✓ a sock
- ✓ two buttons
- ✓ wool
- ✓ glue
- ✓ scissors

**Your puppet is ready**

# PROGRESS CHECK 6

## 1 Form compound nouns.

- |          |           |
|----------|-----------|
| 1 house  | a day     |
| 2 wind   | b paper   |
| 3 basket | c surfing |
| 4 news   | d work    |
| 5 birth  | e ball    |
- (Points:  $\frac{5 \times 3}{15}$ )

## 2 Complete the gaps with the words below.

• interested • keen • mad • fond • good

- Tony is ..... about football. He never misses a match on TV!
- Are you ..... in history as well?
- Jane's little daughter is very ..... at dancing!
- I'm quite ..... of comedies. What about you?
- Anthony was not ..... on classical music.

(Points:  $\frac{5 \times 2}{10}$ )

## 3 Choose the odd word out.

- dull – tiring – awful – fun
- dominoes – painting – backgammon – billiards
- good – fond – keen – bad
- rarely – quick – never – always

(Points:  $\frac{4 \times 5}{20}$ )

## 4 Write sentences using the *Present Simple* and the *Present Continuous*.

- walk to work / take bus
- *I walk to work every day but today I'm taking the bus.*
- eat vegetables / eat meat
  - play volleyball / play basketball
  - go windsurfing / go skiing
  - play darts / play chess
  - read a book / meet friends

(Points:  $\frac{5 \times 4}{20}$ )

## 5 Complete the sentences with the *Present* or *Past Continuous*.

- I couldn't go out last night because I .... (**study**) for my Maths exam.
- I didn't want to leave the party yesterday. .... (**have**) such a good time.

- Christine ..... (**not/watch**) TV because she prefers to read.

(Points:  $\frac{3 \times 5}{15}$ )

## 6 Use the prompts to complete the dialogues.

- I don't mind • That's not right!
- Like what? • How about a board game?

- A: We never do anything fun at the weekends!

B: .....

- A: Can I close the window?

B: .....

- A: Let's do something for your birthday!

B: .....

- A: .....

B: That's a great idea!


(Points:  $\frac{4 \times 5}{20}$ )

(My score:  $\frac{100}{100}$ )

## Now I Can ...

- talk about what I like to do in my free time
- recognise different board games
- make my own board game
- use the Present Simple vs the Present Continuous, the Present Continuous vs the Past Continuous
- form and use compound nouns
- shop for a present
- make a puppet
- carry out a survey

... in English



# Module 7

## Now & then

### ◆ Before you start ...

- What do you like doing in your free time?
- You like playing board games, don't you?
- Name some popular games. Which is your favourite? What is the aim of the game?

### ◆ Look at Module 7

- Find the page numbers for pictures 1-3.

### ◆ Find the page numbers for

- a ghost town
- a ghost story
- a quiz

### ◆ Listen, read and talk about ...

- a ghost town
- a ghost story
- Walt Disney
- Superman
- lost property
- toys of the past

### ◆ Learn how to ...


- describe places in the past
- narrate events in the past
- describe feelings
- ask for and give biographical information
- report lost property

### ◆ Practise ...

- *there was/were*
- past simple – regular/irregular verbs
- participle I (-ing), participle II (-ed) with nouns
- pronunciation of -ed: /t/ – /d/ – /ɪd/
- pronunciation: *where – were*; /ɜ:/ – /ə/

### ◆ Write / Make ...


- a paragraph about your town 100 years ago
- a ghost story
- a biography
- a poster about popular toys in the past
- an article about a superhero in Russia



7

a

## In the past



## Vocabulary

## ◆ Describing places

- 1 Match the opposites. Then ask and answer questions about the picture.

clean      beautiful  
busy      crowded

ugly      polluted  
deserted      quiet

- ▶ A: Was Mineral Park a deserted town in 1871?  
B: No, it wasn't.  
A: Were the streets quiet?  
B: Yes, they were.

- 2 Describe the town to your partner.

- ▶ In 1871, there was/were ...

## Reading

- 3 a) What is a ghost town? Listen, read and choose the correct answer.

- 1 a town ghosts live in
- 2 a town which does not exist any more
- 3 a town in which people lived but now there aren't any

b) Read again and give each paragraph a title. Then explain the words in bold.

## MINERAL PARK - THE GHOST TOWN

Mineral Park is a town in the United States. It is called a 'ghost town' because no one lives there anymore. It was a different town in the past though.

In 1871, 700 people lived in Mineral Park. There was a school, lots of shops, a post office, saloons, a doctor's, a hotel, a restaurant and even a **weekly newspaper**. It was a very busy town with lots of people but no cars. People travelled by train and on horses.

Lots of the people from Mineral Park worked in the **mines**. After work they liked to spend their free time in the saloons and restaurant. Everyone was happy and **wealthy**, but all that stopped.

After 1887 Mineral Park started to change into a quiet town. Many families moved to other towns and the shops closed down. Some people tried to stay but there was nothing for them to do. By 1912, the town was nearly empty. Today, there are only a few **ruined** buildings left. People still visit Mineral Park though to **get an idea** of what life was like in the past.



## Grammar Reference

### ◆ Past Simple (regular verbs)

- 4 a) Read the box. Then list the verbs which express an action in the past in the text.

#### Past Simple

for actions in the past

#### Regular verbs

**Affirmative (+):**

I/you/he/she/it/we/you/they looked

**Interrogative (?):**

Did { I/you/he/she/it/  
we/you/they } look? **Short Answers**  
Yes, I did.  
No, I didn't.

**Negative (-):**

I/you/he/she/it/we/you/they **didn't look**

#### Time adverbials

yesterday, last night/week/year, three days ago

#### The verb 'to be'

I/he/she/it was we/you/they were

b) What are the spelling rules for adding *-ed* to the regular verbs in the *Past Simple*? Look at the list you made in Ex. 4a and say.

- 5 Rewrite the sentences, using the words in brackets.

- Sharon moves to San Francisco. (last month)
- The town is busy. (50 years ago)

- His father works in a mine. (in 2010)
- She often visits her grandma. (yesterday)

- 6 a) Copy the table. Write the *Past Simple* of the verbs in the correct box. Listen and repeat.

- want • open • wash • work • carry
- cook • clean • watch • play • visit
- travel • listen

/d/		
/t/		
/d/		

b) Use the verbs above in the *Past Simple* to make sentences about yourself.

- last night • yesterday • last weekend
- last summer • yesterday afternoon

- ▶ *I watched TV yesterday.*  
*I didn't play tennis last weekend, did I?*

- 7 List the things there *were/weren't* in Mineral Park in 1871. Use your list to tell your partner what was/wasn't there.

- ▶ *There were many shops.*

## Speaking

- 8 Work in pairs. Imagine you are interviewing a person who lived in Mineral Park. Use the prompts to ask and answer questions.

- work/mines • move/other towns
- travel/by cars • live/blocks of flats

- ▶ *A: People worked in the mines, didn't they?*  
*B: Yes, they did.*

## Pronunciation

- 9 Listen and repeat. Can you think of more words that have similar pronunciation?

where /<sup>h</sup>weə/ were /wɜ:ə/

- ▶ *Where were you born?*

## Writing (a description of a place)

- 10 **ICT** Collect information using the Internet, then write a short paragraph about what your town was like 100 years ago.



# 7

## b

### Vocabulary

#### ◆ Feelings

#### 1 a) How do you feel when ...

- you have an exam?
- you work for a long time?
- you are on holiday?
- you have nothing to do?
- you are alone in the dark?
- you don't understand something?

b) Use the adjectives to tell your partner how you feel in different situations.

worried  
scared excited  
miserable  
bored puzzled  
tired stressed

► I feel worried when I have an exam.


**Compare:** a scaring/boring/interesting film – a scared/bored/interested person

c) Now tell you partner why you feel/felt so. Use *-ing* and *-ed* adjectives.

► The work was tiring. So I felt tired.

### Reading

- 2 a) 🎧 Listen to the sounds and look at the pictures. What do you think the story is about?
- b) 🎧 Can you tell how the people feel in each picture? Read and listen to the story and check.
- 3 ✍ Read again and decide if the information in the sentences is *T* (true), *F* (false) or *NM* (not mentioned). Then explain the words in bold.



It was Halloween night so my sisters and I decided to go trick-or-treating. We were very excited.

By the time we got to the last house in the street, it was very late and we were tired. The house looked empty, but we **knocked** anyway. The door opened on its own. Although we were scared, we decided to go in and have a look. Suddenly, we heard a loud noise and a **huge creature** jumped out in front of us.

"Don't be afraid, it's just an owl," said a voice from behind us.

We turned around and saw an old lady at the bottom of the stairs. She **rushed** over and **introduced** herself.

"Hello, I'm Mrs Shade. Let me give you some treats, you **naughty little ghosts!**"

When we finally got home, our Mum was very worried.

"Where were you?" she shouted, the moment we walked in.

"Don't worry, mum. We were at Mrs Shade's house, you know the big one at the end of the street. She gave us treats and ..."

Mum looked **puzzled**. "**What on earth** are you talking about?" she said. "Mrs Shade died ten years ago!"

- 1 The children's costumes were scary.
- 2 There was an owl in the house.
- 3 The old lady offered the children some treats.
- 4 Mum believed the children's story.

7b



## GAME

In teams use the verbs in Ex. 5 to make up a story.

- *Team A S1: Yesterday I met my cousin, Steve. He was eating an ice cream. Etc.*

## Grammar Grammar Reference

### ◆ Past Simple (irregular verbs)

- 4 a) ✎ Look in the text and find the past tense form of the verbs below. Which are regular and which are irregular?

1 be; 2 decide; 3 have; 4 get; 5 knock;  
6 answer; 7 open; 8 hear; 9 jump; 10 turn;  
11 see; 12 rush; 13 introduce; 14 shout;  
15 walk; 16 give; 17 die; 18 say

b) ✎ Use the verbs above to complete the sentences below in the *Past Simple* or the *Past Continuous*.

- *I was having tea when somebody knocked at the door.*

- The policeman ..... a scream in the dark when he ..... along the street.
- The children ..... back late at night when they ..... a strange creature.
- Tom ..... something to his friend.
- Ann ..... a scary feeling when she saw the empty house.
- I ..... a shower when the door .....

- 5 a) Look at the irregular verbs section to say the past forms of the verbs: *meet, read, drink, make, find, spend, leave, keep, come, eat, go*.

b) 😊😊 Ask and answer questions using the verbs above.

- last Saturday • a month ago • last year
- last week • a fortnight ago

- *A: Did you meet your friend last week?*  
*B: No, I didn't. I met him two weeks ago.*  
*A: What was he doing when you met him?*

## Listening

- 6 🎧 Listen and match the people to where they were yesterday.

1 Tony	A restaurant
2 Ann	B doctor's
3 Mary	C post office
4 John	D park
5 Bill	E train station

## Speaking

- 7 Make a list of the events in the order they happened in the story. Use your list to tell the story to the class.

## study skills

### Sequence of events

When you write a story? present the events in the order they happened. This helps the reader follow your story.

## Writing (a story)

- 8 *Portfolio:* Your school magazine asked its readers to send in short stories for the annual short story competition with the title: *A day to remember*. Write your story (80-120 words). Write:
- when/where/who/what
  - what happened
  - before the main event • the main event
  - what happened in the end/your feelings

# 7

## Famous firsts

### Reading

- 1 How much do you know about Walt Disney? Try to complete the sentences. Listen, read and check.

- Walt Disney was born in .....  
A the US    B the UK  
C Australia
- He sold his first drawing at the age of .....  
A 10        B 7        C 20
- He received ..... Academy Awards in his lifetime.  
A 2        B 26       C 12
- He made ..... films while he was alive.  
A 91        B 41       C 81

- 2 Read and match the paragraphs to the headings. Explain the words in bold.

- early years • later years
- name/famous for
- date of death

- 3 Find all past forms in the text. In pairs use them to ask and answer questions.

- A: When was Walt Disney born?  
B: On December 5th 1901.

### Speaking

- 4 Role play in pairs. One of you is Walt Disney's great grandson/daughter, the other is a journalist. Use the information from the text to talk about him.

- Most people know all about Mickey Mouse. Mickey is the most famous cartoon character of all time but what about his father, Walt Disney?
- Walt Elias Disney was born on December 5th 1901 in Chicago, Illinois. He liked drawing from an early age and he sold his first **sketches** to his neighbours when he was only seven years old. In August 1923 he left for Hollywood. He had only \$40 with him. His brother Roy lived in California and **together** they started the now famous Disney Brothers studio in their uncle's **garage**.
- Walt created his most famous character Mickey Mouse in 1928. Mickey appeared in the first **sound cartoon**, *Steamboat Willie* the same year. Walt won the first of his 26 Academy Awards in 1932 for the film *Flowers and Trees*. Over the next ten years Walt Disney made some of his most popular films, such as *Snow White and the Seven Dwarfs*, *Pinocchio*, *Fantasia*, *Dumbo* and *Bambi*. He made 81 films in total while he was alive.
- In 1966 Walt Disney was working at a new film when in December he died. His work lives on today with each new generation enjoying his films and cartoons.




### Writing (a biography)

- 5 **Portfolio:** Write a short biography of a famous person of the past (60-80 words). Write about:
- name • date of birth • place of birth • early years
  - later years • famous for • date of death

# CULTURE CORNER

## Vocabulary

### ◆ Superheroes/Special powers

- Who are the people in the pictures?  
What do they have in common?  
Who's your favourite?
-  Match the verbs to the nouns. What can these people do?

1	fly	A	through walls
2	do	B	wonders
3	see	C	buildings
4	fire	D	fast
5	lift	E	in the sky
6	move	F	heat vision

► *Superman can fire heat vision.*



## The Man of Steel

A blue uniform, red trunks,<sup>1</sup> red boots, and a long, flowing red **cape**. Tall, strong, **invincible**. Kind, smart, **just!** Faster than a speeding **bullet!** More powerful than a train! Able to **leap** from building to building in a single **bound!** That's Superman, our most favourite superhero!



Superman 'was born' in 1933. His real 'parents' were high school students Jerry Siegel and Joe Shuster from Cleveland, Ohio. Jerry and Joe were rather shy and **unpopular** at school, so they made up a superhero to live a life of fantasy through him!

As the story goes, Superman came from the dying planet Krypton. His parents sent him to Earth in a **rocket** in order to save him. The rocket landed in Kansas near a town called Smallville. A couple of farmers found the boy, adopted<sup>2</sup> him and named him Clark. As Clark grew older, he gained<sup>3</sup> strength from the Sun. By the time he was an adult he was able to fly, fire heat vision from his eyes and see through walls. From that point, he was Superman.

Superman is a symbol of the American dream. He is a man who tries hard and succeeds. He is also a classical hero who fights criminals and **rescues** the **helpless**. He is the superhero we all know and love!

<sup>1</sup>shorts    <sup>2</sup>took into their family    <sup>3</sup>got


## Reading

-  Look through the text. Which of the superheroes above is it about? Listen, read and check.
  -  Read the text again and complete the sentences in your own words. Then explain the words in bold. Use relative clauses.

► *Superman **who** has a lot of magic powers is our most favourite Superhero.*

- Superman's creators ..... (who)
- Superman's planet ..... (that/which)
- Superman's parents ..... (who)
- Superman (who) is able to .....

## Speaking

-  Find the most important information in the article and make notes. Use your notes to give a summary to the class.

## Project

- Portfolio:** Is there a superhero in Russia? Write a short article about him/her. Write:
  - what he/she looks like
  - his/her origins
  - his/her superpowers
  - your feelings

# English in Use 7


## ◆ Reporting lost property

- 1** Look at the sign. Where can you see it? *In an airport? In a train station? In a park? What can you do there?*

### LOST PROPERTY

- 2** Read the sentences. They are from a dialogue at the lost property desk. Which did the office clerk say?

- Excuse me. Is this the lost property office?
- What can I do for you? • Where did you leave it?
- What does it look like? • What was in it?
- Let's have a look inside to check.
- Thank you very much. • You are welcome.

- 3**  Listen and read the dialogue. Which is Mr Sanders' bag?

- Mr Sanders:** Excuse me. Is this the lost property office?  
**Office Clerk:** Yes. What can I do for you?  
**Mr Sanders:** I lost my bag and I would like to report it.  
**Office Clerk:** Where did you leave it?  
**Mr Sanders:** I think I left it when I was getting off the 9 o'clock train from Leeds.  
**Office Clerk:** What does it look like?  
**Mr Sanders:** It is a big leather bag.  
**Office Clerk:** What colour is it?  
**Mr Sanders:** It's brown.  
**Office Clerk:** Does it have a handle?  
**Mr Sanders:** Yes, it does.  
**Office Clerk:** What was in it?  
**Mr Sanders:** Some clothes and my camera, a Nikon 325.  
**Office Clerk:** OK ... I have some bags over here. Do any of these look familiar?  
**Mr Sanders:** Yes, mine is the one in the corner.  
**Office Clerk:** Let's have a look inside to check ... A couple of T-shirts and your camera. Here you are.  
**Mr Sanders:** Thank you very much!  
**Office Clerk:** You're welcome.

- 4** Imagine you lost one of the items below when you were travelling by Metro. Report the incident at the lost property office.





- *I think I lost my laptop when I was helping an old lady to get off.*

- 5** a) Put the verbs in brackets into the *Past Simple* or the *Past Continuous*.

- 1 He (**lose**) his umbrella at the underground station when he (**change**) the lines.
- 2 I was busy last night, I (**look for**) my jacket at the lost property.
- 3 The officer (**find**) my things easily because I (**can**) describe them in detail.

- b) What happened at the lost property office? Give a summary of the dialogue.

### Pronunciation /i:/ – /ɪə/

- 6**   Copy the table. Listen and tick (✓), then repeat.

#### Reading Rules

e, ee, ea – /i:/  
 see, sea  
 ea, ee + r – /ɪə/

	/i:/	/ɪə/		/i:/	/ɪə/
cheese			he		
cheers			hear		
deer			knee		
dear			near		

# Extensive Reading

7

ACROSS THE CURRICULUM: HISTORY

## Toying with the past

Dolls that sing and dance, cars that move at the touch of a button and aeroplanes that fly are the toys that make children happy today. Now, let's take a journey into the past. What toys were there in a child's playground in the 18th century or in Victorian times?

In those times, building bricks with letters of the alphabet on them were very common. Toys of this kind helped children learn while playing. Other toys such as model kitchens, doll's houses, toy stoves and tea sets taught girls how to run a home. Dolls of wood, clay and wax were also very popular with girls and prepared them to become mothers. As for boys, tool kits, trains, cars, trucks and garages gave them an interest in engineering. Both boys and

girls, though, loved their rocking horses, and teddy bears.

Things for children from poor families were different. They played mostly on the street and they didn't have money to buy new dolls or toy cars. They used mud, tin caps, old clothes and their imagination to make their own toys.

No matter how old or new, expensive or cheap toys are, they have always had a special place in children's hearts, throughout the ages.



building bricks

doll's house

rocking horse

- 1 Look at the pictures and the title. What do you think the text will be about? Listen, read and check.
- 2 Read the text and decide if the information in the statements is *T* (true), *F* (false) or *DS* (doesn't say).
  - 1 All the toys of today are mechanical.
  - 2 Children learn through play.
  - 3 Girls never played with rocking horses.
  - 4 Boys wanted to become engineers when they grew up.
  - 5 Children from poor families didn't have any toys.
- 3 Read again and find five words related to material.
- 4 Use the pictures to talk to your friend about what toys children had in the past. Express your likes and dislikes.
- 5 **ICT Portfolio:** Ask your grandparents and your parents about popular toys of the past in Russia and make a poster. You can also collect information about the Russian toys of the 19th or 20th century. Draw or stick pictures. Label them.

# PROGRESS CHECK 7

## 1 Write the opposites.

- |                |                    |
|----------------|--------------------|
| 1 ugly - ..... | 3 crowded - .....  |
| 2 busy - ..... | 4 polluted - ..... |
- (Points:  $\frac{20}{4 \times 5}$ )

## 2 Match the words to form phrases.

- |          |             |
|----------|-------------|
| 1 weekly | a buildings |
| 2 ghost  | b newspaper |
| 3 ruined | c an idea   |
| 4 run    | d town      |
| 5 get    | e a home    |
- (Points:  $\frac{10}{5 \times 2}$ )

## 3 Complete the gaps with the right word.

- I felt p\_\_\_\_\_ when the man spoke to me in Chinese.
  - He never smiles. He's such a m\_\_\_\_\_ man.
  - She's leaving for Paris tomorrow. She's so e\_\_\_\_\_.
  - Karen hasn't come back from work yet. I'm getting w\_\_\_\_\_.
  - After working all day in the garden, Tim felt very t\_\_\_\_\_.
- (Points:  $\frac{20}{5 \times 4}$ )

## 4 Rewrite the sentences in the *Past Simple* or the *Past Continuous*. Use the words in brackets.

- She has a cold. (a week ago)
  - Ann is playing tennis now. (yesterday at 5 o'clock)
  - It's a beautiful day today. (yesterday)
  - I see Carol on the bus every day. (last Tuesday)
  - They travel to London. (when I saw them)
- (Points:  $\frac{20}{5 \times 4}$ )

## 5 Choose the correct word.

- Why won't you go on the journey? Are you **scaring/scared**?

- I was **interesting/interested** in the book about Disney.
  - The trip was **tiring/tired** but we felt **exciting/excited**.
  - The ghost story was **boring/bored**.
  - My parents are **worrying/worried** when my brother comes home late from school.
- (Points:  $\frac{10}{5 \times 2}$ )

## 6 Match the questions to the answers.

- When was Einstein born?
  - When did Einstein die?
  - What was Einstein famous for?
  - Where was Einstein from?
- Germany.
  - In 1955.
  - In 1879.
  - He was a famous scientist.
- (Points:  $\frac{20}{4 \times 5}$ )  
(My score:  $\frac{100}{100}$ )

## Now I Can ...

- talk about places in the past
- narrate events in the past
- write a short story
- talk about feelings
- write a biography
- ask for and give biographical information
- describe a superhero
- report lost property
- talk about toys of the past

... in English



# Module 8

## House Rules

### ◆ Before you start ...

- What was your town like 100 years ago?
- What do you know about Walt Disney?
- You **have** watched many of his films, haven't you?
- What toys did children play with in the 19th century?

### ◆ Look at Module 8

- Find the page numbers for pictures 1-3.

### ◆ Find the page numbers for

- a cottage
- a gym
- signs
- a questionnaire

### ◆ Listen, read and talk about ...

- types of dwellings & rules/regulations
- places in town
- house rules
- signs & what they mean
- the Empire State Building
- your neighbourhood

### ◆ Learn how to ...

- make/accept/refuse suggestions
- express obligation
- show absence of necessity
- book theatre tickets

### ◆ Practise ...

- *must* – *mustn't/can't*;
- *have to* – *don't have to/needn't* – *need*;
- past simple vs past continuous
- comparisons: adjectives/adverbs
- word formation: adjectives with -able
- pronunciation: /əʊ/ – /aʊ/

### ◆ Write / Make ...

- a poster about your bedroom rules
- warning signs for various places
- campsite rules
- a short text about a famous building in Russia
- a leaflet for your neighbourhood







# That's the rule



## Vocabulary

### ◆ Types of dwellings

- 1** Which of the types of dwellings in the pictures can you see in Russia?

► *In Russia you can see ...*

## Reading

- 2** 🗎 Look at the leaflet. Who is it for? Read the headings and subheadings. Listen, read and check.
- 3** a) 📄 Read the leaflet and decide if the sentences 1-8 are *T* (true) or *F* (false). Correct the false sentences. Then explain the words in **bold**.
- 1 Students can only have parties in their rooms.
  - 2 Students can have dogs in their bedrooms.
  - 3 Students can use the kitchen appliances.
  - 4 Students can put posters on the common room walls.
  - 5 Students **mustn't** wear shoes in the dining room.
  - 6 Students **must** drive slowly on campus.
  - 7 Students can give food to the animals in the outdoor areas.
  - 8 Guests can stay for a week.
- b) 😊👤 In pairs think of an extra rule for each heading.

## Grammar Grammar Reference

### ◆ must – mustn't – can't

- 4** Read the theory box. Find examples in the leaflet. Explain what they mean.

- **can't**: refusing permission *You can't play loud music at night. (You aren't allowed to)*
- **must**: obligation *You must keep the room clean and tidy. (That's the rule)*
- **mustn't**: prohibition *You mustn't eat in class. (It's forbidden)*


- 5**  Complete with: *must, mustn't or can't*.

- 1 Please don't make so much noise.  
We ..... wake the children.
- 2 There isn't much time. We ..... hurry.
- 3 You ..... cook your meals in the room. It isn't allowed.
- 4 You ..... wear a seatbelt when you are in a car. That's the rule.
- 5 You ..... put posters in the room. It's forbidden.

- 6** Open the brackets. Use the *Past Simple* or the *Past Continuous*.

- 1 ..... you ..... (invite) guests when you the ..... (be) at the international school?
- 2 I ..... (listen) to loud music when the keeper ..... (turn) it off.
- 3 Mike ..... (park) his bike in the garden when he ..... (see) the sign.
- 4 Sam ..... (read) the rules when the other students ..... (come).

## Speaking

- 7**  Imagine you are a new student at the summer school. Find out what the rules are. Use the information in the leaflet.

- ▶ *A: Can I listen to loud music in my room?*  
*B: I'm afraid you can't. You mustn't make noise in your room!*

## GAME

You are a guest in a British house. In teams think of the rules there.

## Writing (a poster)

- 8** *Portfolio: My room rules.* Make a poster. Write what people *must, mustn't or can't* do when they are in your room.

# THE INTERNATIONAL Summer School

## Students must keep the premises clean and tidy!

### BEDROOMS

- ▶ You **mustn't** make noise.
- ▶ You **mustn't** put posters on the walls.
- ▶ You **can't** keep pets in the rooms.
- ▶ You **can't** have parties in your room at any time.

### COMMON ROOM

- ▶ You can use the common room but you must get **permission** to invite friends or have parties.
- ▶ You can decorate the common room but you **mustn't** move the furniture.
- ▶ You **can't** use the common room after 21:00 on weekdays.

### DINING HALL

- ▶ You **mustn't** come to the dining room **barefoot**.
- ▶ You **mustn't** **remove** food from the dining room.

### OUTDOOR AREAS

- ▶ You **mustn't** park your bike in the garden.
- ▶ You **must** cycle carefully.
- ▶ You **can't** take your bike inside the school buildings.
- ▶ You **mustn't** feed the **squirrels** or the birds.

### VISITORS

- ▶ You **must** always **register** your overnight guests at the Accommodation Office.
- ▶ Guests **can't** stay for a period longer than four nights.
- ▶ You **can't** have **overnight** guests during the **exam** period or the **study week**.



# Shall we?

## Vocabulary

### ◆ Places in town



- |                 |                    |                           |
|-----------------|--------------------|---------------------------|
| 1 swimming pool | 6 department store | 11 fast food (restaurant) |
| 2 aquarium      | 7 stadium          | 12 gym                    |
| 3 restaurant    | 8 zoo              | 13 cinema                 |
| 4 theatre       | 9 library          | 14 sports centre          |
| 5 park          | 10 gallery         |                           |



- 1** a) Which of the places 1–14 can you see in the pictures (A–F)? Describe the pictures.  
 b) In which of these places can you:
- relax? • exercise? • meet friends?
  - see animals? • buy things you need?
  - have a picnic? • read? • eat a snack?
  - see works of art? • watch a film?

► *You can relax in the park.*

Which ones did you visit last week/month/year? What did you do there? How did you feel?

## Reading

- 2** a) Read the first exchange in the dialogue. What is the dialogue going to be about? Listen, read and check.  
 b) Read again. Where do they decide to go? When? Explain the words in bold.  
 c) Complete the sentences with relative clauses.

- 1 Bob who ..... doesn't want to go to Marcel's.
- 2 There are many restaurants that .....

- 3 David who ..... doesn't want to go to Castella.
- 4 Antonio's which is ..... attracts David.

**Bob:** What do you feel like doing tonight?  
**David:** How about eating out?  
**Bob:** Brilliant idea! I'm very hungry!  
**David:** Shall we go to Marcel's?  
**Bob:** Marcel's? **Are you joking?** It's the most expensive restaurant in town!  
**David:** No, it isn't. There are many restaurants that are more expensive than Marcel's.

**Bob:** Well, how about Castella?  
**David:** It's nice, but it's always so **crowded!** I want to go somewhere more relaxing.  
**Bob:** How about Antonio's? It's cheaper than Marcel's and quieter than Castella.  
**David:** That sounds good! I hope they still serve the smoked salmon.  
**Bob:** Eew! How can you eat that?  
**David:** **Are you serious?** It's the tastiest thing in the world! Come on, let's go.



**Grammar** Grammar Reference

◆ **Comparisons. Adjectives**

**3** Read the box and the sentences. Which form do we use to compare: *two people/things*? *two or more people/things*? Find examples in the text.

big	bigger	the biggest
long	longer	the longest
pretty	prettier	the prettiest
glamorous	more glamorous	the most glamorous
good	better	the best
bad	worse	the worst
much/many	more	the most
little	less	the least

- 1 Bob is **as big as** Ben.
- 2 Tom is **not as tall as** Jim. Jim is **taller than** Tom.
- 3 Gold is **more expensive than** silver.
- 4 Andrew is **the tallest** boy in our class.
- 5 Stella is **the most beautiful** girl in our class.

**4** ✎ Complete the gaps with the right comparative.

- 1 People in the countryside are ..... (friendly) than they are in the city.
- 2 These suitcases were heavy, but this one was the ..... (heavy) of all.
- 3 Mary is as ..... (pretty) as Nancy.
- 4 Ann was the ..... (beautiful) girl I knew.

**study skills**

**Learning outside the classroom**  
Look at signs, notices, labels, etc in English. Use your background knowledge to understand them. It's a good way of using English in real life.

◆ **Warnings**

**5** Look at the signs. In which of the places in Ex. 1 can you see them? What do they mean?

▶ 1 a park – You mustn't step on the grass.



**Listening**

**6** 🎧 Peter and Sharon are at the zoo. Listen and say which things they must or must't do.

- pay for an entrance ticket
- eat in there
- take pictures
- feed animals
- keep the grounds clean
- speak quietly

**Everyday English**

◆ **Making suggestions – Accepting/Rejecting**

**7** 😊👤 **Portfolio:** It's Saturday afternoon. Use the expressions in the table to decide where to go. Record your dialogue.

Suggestions	
• How about ...? • Shall we ...? • Why don't ...?	
Accepting	Rejecting
<ul style="list-style-type: none"> <li>• OK. Let's ...</li> <li>• Brilliant idea!</li> <li>• That sounds good!</li> </ul>	<ul style="list-style-type: none"> <li>• I don't really like ...</li> <li>• No, I'm afraid I can't.</li> <li>• Well, I'd rather not.</li> </ul>

▶ A: How about going to the zoo?  
B: Brilliant idea!/Well, I'd rather not.  
Why don't ..., etc.

**Writing (signs)**

**8** **Portfolio:** Choose some of the places in Ex. 1 and prepare some signs for them.



# House Rules

## study skills

### Reading

1 a) Read the first exchange.

Who owns the room? Who wants to rent it? Can you guess the questions Daniel will ask? Think about:

- rent • rules • address
- phone number

b) Listen, read and check.

Mr Cox: Well, Daniel. This is your room. What do you think?

Daniel: It's very nice.

Mr Cox: Glad you like it. Now, remember, there are some rules. You mustn't make noise, and you have to keep the room tidy.

Daniel: Ah, I see. Can my friends come round?

Mr Cox: Only if they are students in this school. And only between 1pm and 9pm.

Daniel: Oh, I see. Can I bring food from the dining room here?

Mr Cox: Not really. You can only have snacks and soft drinks in your room. But remember, your room must always be tidy.

Daniel: Erm ... OK. Thank you, Mr Cox.

Mr Cox: I hope you'll be comfortable here, Daniel.

2 Read again. What are Mr Cox's rules?

### Using interjections

When speaking use short words such as: Oh, Ah, Well, Gee, etc. to express your feelings. This makes you sound more natural.

3 Look at the dialogue. What do the highlighted words show: *surprise, hesitation, introducing a remark*?

### Grammar Grammar Reference

◆ have to – don't have to / need – needn't

4 Read the sentences. Which shows that something is/isn't necessary?

▶ You *have to* pay the rent on time.

You *don't have to/needn't* bring your own bedsheets.

You *need to* pack your things properly.

5 Imagine you are at a campsite. Say what you have to – don't have to/need – needn't do? Use the prompts to make sentences.

- wear uniforms (X)
- wake up early (✓)
- make our beds (X)
- do any cooking (X)
- keep the campsite clean (✓)
- wash clothes (X)



▶ We *needn't* wear uniforms.

◆ Comparisons: adverbs

early – earlier – earliest

quickly – more quickly – most quickly

### Speaking

6 a) Now act out a dialogue between you and the campleader. Use the ideas from Ex. 5.

b) Imagine you are back from the campsite. Your friend asks you about your holiday there.

▶ A: Did you wake up early?

B: Yes, I did. I got up earliest of all./No, I didn't. My friend got up earlier than me.

### Writing (campsite rules)

7 Portfolio: Use ideas from Ex. 5 to write campsite rules.

## CULTURE CORNER

### Reading

- 1** ✎ Match the buildings to the countries. What is so special about these buildings?

• France • Malaysia • USA



- 2** a) 🎧 Look at the title of the text. What do you expect to read? Listen, read and check.

b) ✎ Read the statements and choose *T* (true), *F* (false) or *DS* (doesn't say).

- 1 The Empire State Building is one of the tallest buildings in America.
- 2 Lots of people work inside the Empire State Building.
- 3 You can get to the top of the Empire State Building in 45 seconds.
- 4 The lights on the top floors of the Empire State Building change colours many times a day.

- 3** Read again and find five adjectives in the superlative. What does each describe?

### Speaking

- 4** Close your books and tell the class three things that impressed you about the Empire State Building.

## Building Big

**T**he Empire State Building is one of the tallest buildings in New York. It is 443 metres high and has 103 floors. It was built in 1930, and took one year and forty-five days to complete.

The ESB is one of the largest office spaces in the world, but it also has many shops and restaurants inside.

The Empire State Building has 73 super fast lifts. The fastest of these travel from the ground to the 80th floor in only 45 seconds! If you choose to walk to the top, you need to climb 1860 steps.

At the Empire State Building most visitors go straight to the Observatory on the 86th floor. The view is amazing. On a clear day you can see for miles around.

Looking at the Empire State Building from a distance is also great. The top floors are decorated with beautiful lights. These change colours every day. Depending on the occasion, the building can be white, green, blue, purple, red or orange!

If you are ever in New York, don't forget to visit the Empire State Building. It offers the best view of New York, and it is one of the city's most historic buildings.



### Project

- 5** **ICT Portfolio:** Collect information using the Internet or school textbooks, then write a short text about a famous building in Russia. Write:

• name • town/city • recommendation  
 • number of floors • when built • height  
 • what a visitor can do/see there • type

# English in Use

8

## ◆ Booking theatre tickets

**1** a) Listen to and read the sentences below. Which belong to the receptionist (R), to the customer (C)? What are they talking about? Listen and check.

- How can I help you?
- I'd like to book some theatre tickets, please.
- Which play would you like to see?
- How many seats would you like?
- Can I pay by credit card?
- How would you like to pay?
- The ones near the centre, I think.

b) Close your books. What receptionist's/customer's sentences do you remember?.

## ◆ Word formation: adjectives with -able

eatable, suitable, comfortable

**2** Read the dialogue. How much are Mr Darcey's tickets? How does he pay?

**3** *Portfolio:* Work in pairs. Look at the poster. You want to book some tickets for the performance. Take roles and act out the dialogue. Record yourselves.

The Royal Shakespeare Company presents  
*William Shakespeare's*

## *Romeo and Juliet*

Friday, Sept. 27 and  
Saturday, Sept. 28 (8 pm)  
At the Theatre Royal Haymarket  
Tickets: £15, £20  
Special 10% discount for students

R: Hello, Theatre Royal Haymarket. How can I help you?

C: Hello. I'd like to book some theatre tickets, please.

R: Certainly. Which play would you like to see?

C: 'Hamlet', on Friday the 21st.

R: OK. How many seats would you like?

C: Two seats, please.

R: Fine ... There are available seats in the fourth row, near the front, which cost £30 each, and some nearer the centre ... £25 each. Which would you like?

C: Mmmm ... The ones near the centre, I think.

R: So, two seats in row 11 ... Friday the 21st ... That comes to a total of £50. How would you like to pay?

C: Can I pay by credit card?

R: Certainly. Just give me the number and the expiry date.

C: 3959 3854 1104 9455. Expires this March.

R: And your name?

C: Mark Darcey.

R: Thank you, Mr Darcey. You can collect your tickets at the theatre on Wednesday at 7 pm. The performance starts at 8 pm. Enjoy the show.

C: Thank you very much.

## Pronunciation /əʊ/ - /aʊ/

**4** Copy the table. Listen and tick (✓). Listen again and repeat. Then read out the sentences. Mind we don't stress articles, prepositions and pronouns.

### Reading Rules

oa		road
ow	- /əʊ/	know
on + e		bone
ou		house
ow	- /aʊ/	cow


	/əʊ/	/aʊ/		/əʊ/	/aʊ/		/əʊ/	/aʊ/
know			coach			tone		
now			couch			town		

'Do you 'know when the 'coach 'reaches the town?  
'Can you please 'sit on the 'couch now?

# Extensive Reading

8


## ACROSS THE CURRICULUM: SOCIAL SCIENCES

**1**  Match adjectives 1-4 to their opposites. Which of these adjectives describe the *buildings, parks, benches, playgrounds, bus stops, roads* and *shops* in your neighbourhood?

- |         |             |
|---------|-------------|
| 1 clean | a old       |
| 2 new   | b dirty     |
| 3 safe  | c dangerous |
| 4 quiet | d noisy     |

► *In my neighbourhood, the buildings are clean/dirty.*

**2** a) Is your neighbourhood neat and tidy?

b)  Read the questionnaire and choose the right answer for you. What is your score?

A neighbourhood is a place where people live together. Every neighbourhood is special to the people who live there, so it is important to keep it neat and tidy.

### Is your neighbourhood neat & tidy?

1 Can you see graffiti on the buildings?	Yes	No
2 Are the streets and roads full of litter?	Yes	No
3 Are there parked cars on the pavements?	Yes	No
4 Do you usually find chewing gum on the benches in the parks?	Yes	No
5 Can you see any broken swings in the playgrounds?	Yes	No
6 Are the rubbish bins full?	Yes	No
7 Are the road and street signs damaged?	Yes	No
8 Are the bus stops old and their benches broken?	Yes	No
9 Are the traffic lights out of order?	Yes	No
10 Is there a bad smell in the area?	Yes	No

#### My Score

0-3 No Start looking after your neighbourhood! After all, it is your home!

4-5 No You are on the right track. With a bit more work, your neighbourhood is going to look much better!

6-7 No You have a very neat and tidy neighbourhood! Well done!

**3** a) Describe your neighbourhood to the class. You can use pictures or slides if you like.

b) When did you last participate in cleaning up your neighbourhood? What did you do? Tell the class.

**4** *Project:* Make a leaflet for your neighbourhood, telling people what they must/mustn't do to keep it neat and tidy.



# PROGRESS CHECK 8

## 1 Complete with the right word.

- Students usually stay in University halls of r\_\_\_\_\_.
- I loved staying in a t\_\_\_\_\_ when I went camping.
- John lives in a block of f\_\_\_\_\_ in the city centre.
- The king was in a c\_\_\_\_\_ by the lake. (Points:  $\frac{12}{4 \times 3}$ )

## 2 Match the words to form phrases.

- |              |              |
|--------------|--------------|
| 1 swimming   | a guests     |
| 2 electrical | b pool       |
| 3 department | c tickets    |
| 4 rubbish    | d bin        |
| 5 overnight  | e store      |
| 6 entrance   | f appliances |

## 3 Write the opposites.

- |                     |                     |
|---------------------|---------------------|
| 1 clean $\neq$ .... | 4 quiet $\neq$ .... |
| 2 new $\neq$ ....   | 5 safe $\neq$ ....  |
| 3 neat $\neq$ ....  |                     |

## 4 Write the correct comparative.

- A: This top is too big for me. I need a .... (small) one.  
B: I'm sorry, this is the .... (small) size we have.
- Tom is always smiling. He is the .... (friendly) person I know.
- My granny gets up .... (early) of all in the morning.
- When the traffic is heavy, it is .... (easy) to walk to work than drive my car.

## 5 Choose the correct word.

- You **must/needn't/can't** eat in the classroom. It's not allowed!
- Students **can't/have to/don't have to** take the rubbish out. The cleaners will do it.
- You **needn't/must/can't** enter the building after 10 o'clock. The entrance is closed.

- You **can't/must/mustn't** get permission to invite friends in your room.
- You **can/must/can't** sit on the grass! You will destroy the flowers.
- I **rent/rented/rents** a flat yesterday.
- How much **did/do/are** you pay per month?
- We **go/are going/went** out last night.
- You **can't/couldn't/don't** have parties in your rooms! It's not allowed.
- Look! They are **dancing/dance/danced**.

## 6 Complete the exchanges.

- A: How .... going to the cinema on Tuesday s?  
B: I'm .... I can't. I have a French class.
- A: .... don't we visit Ann tomorrow?  
B: Sure! Brilliant .... !
- A: I'm going out. Would you like to come?  
B: I'd .... not.

## Now I Can ...

- talk and write about rules & regulations
- interpret street signs
- book theatre tickets
- express permission, obligation, prohibition
- make, accept and reject suggestions
- compare things, buildings and people



# Module 9

## Food & Refreshments

### ◆ Before you start ...

- What are your bedroom rules? You've made them yourself, haven't you?
- What can you do to keep your neighbourhood neat and tidy?
- Name some places in your town. Can you say one rule for each?
- What did you do last Saturday night?

### ◆ Look at Module 9

- Find the page numbers for pictures 1–3.

### ◆ Find the page numbers for

- a receipt
- a menu
- a recipe
- the food pyramid

### ◆ Listen, read and talk about ...

- food and drink
- tastes and dishes
- containers and quantities
- British food and places to eat
- eating out
- ways to cook
- the food pyramid
- British money

### ◆ Learn how to ...


- order food/drinks
- book a table at a restaurant

### ◆ Practise ...

- countable/uncountable nouns/quantifiers
- much/many; a few/a little
- present perfect
- pronunciation: /æ/ – /ʌ/

### ◆ Write / Make ...

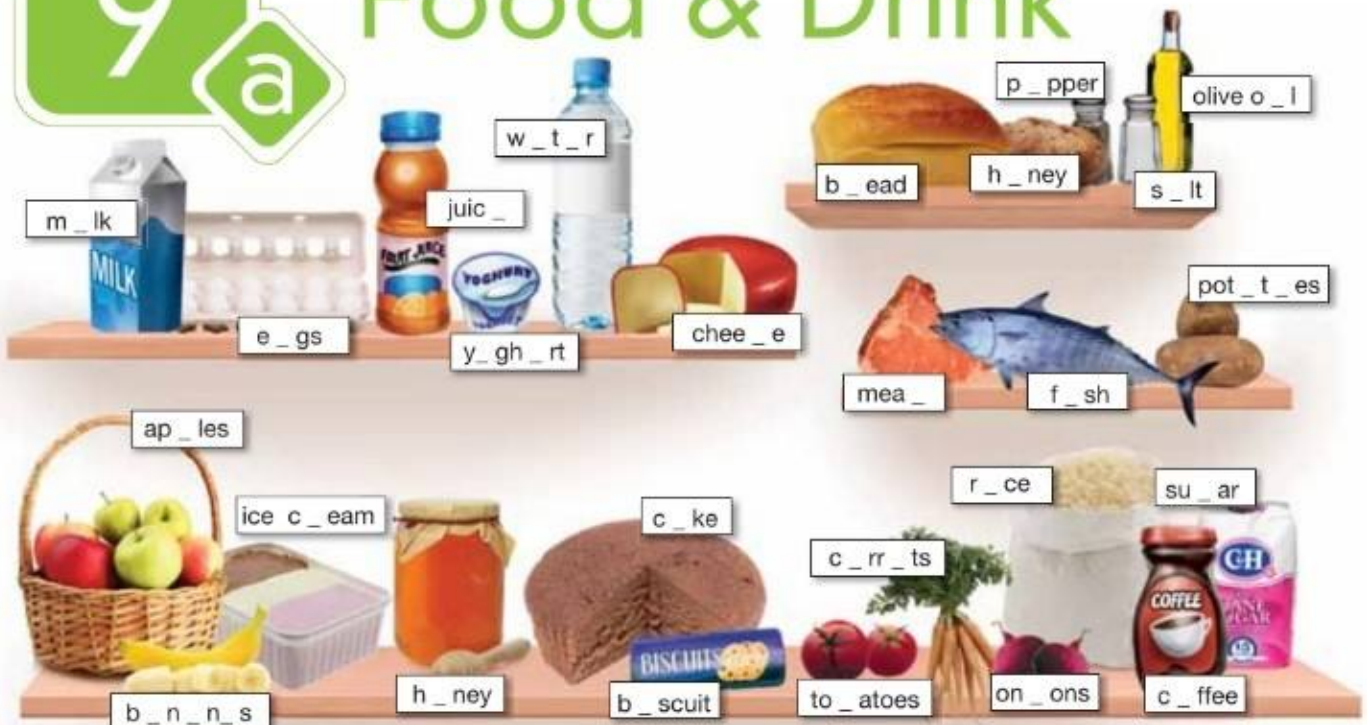
- a shopping list for your favourite dish
- an advert for a restaurant
- a recipe
- an article about places to eat in Russia
- a list of what you ate yesterday



9

a

## Food &amp; Drink



## Vocabulary

## ◆ Types of food/drink

- 1 a) 🎧 Listen and repeat. Which of these items are fruit/meat/vegetables/drinks/dairy products? Which of the words are similar in Russian?

b) Choose items from the picture and act out exchanges in pairs as in the example.

- ▶ A: *Do you like fish?*  
B: *Yes, it's delicious./No, it's horrible.*

Grammar Grammar Reference

## ◆ Countable – Uncountable nouns. Quantifiers

- 2 Which of the nouns in Ex. 1 are: *countable? uncountable?*

- ▶ *apples (C), onions (C), water (U), honey (U)*

- 3 a) Read the examples and the rules.

- 1 To make this dish you need **some** tomatoes, **an** egg and **some** olive oil.

- 2 We need to go to the supermarket; we haven't got **any** eggs and we haven't got **much** olive oil. We haven't got **many** potatoes, either.
- 3 Are there **any** tomatoes in the fridge?
- 4 I think we have **a little** milk and **a few** eggs. Do we need **any** olive oil?

- We use **some** in the affirmative and **any** in the negative and the interrogative. We also use **some** in requests.
- We use **much** (enough)/**a little** (not much but enough) with uncountable nouns.
- We use **many** (enough)/**a few** (not many but enough) with countable nouns.
- We use **a lot of** with both countable and uncountable nouns in the affirmative.

b) Look at the picture in Ex. 1 and ask and answer questions.

- ▶ A: *Is there any milk?*  
B: *Yes, there's some milk.*  
A: *Is there any sugar?*  
B: *Not much.*  
A: *Are there any tomatoes?*  
B: *Not many.*  
A: *Is there anything to drink?*  
B: *Yes, there is some juice and water.*

## Containers & quantities

- 4 Look at Ann's shopping basket. What did she buy?



► Ann bought a bottle of olive oil.

## Listening

- 5 Listen and complete the gaps (1-6).

POTATOES	£0.87
GREEN PEPPERS	£1.89
1) .....	£0.45
GRAPES	£2.00
2) .....	£3.99
CEREAL	£2.79
HONEY	£ 3) .....
4) .....	£0.65
CHEDDAR CHEESE	£2.89
FRESH MILK	£0.86
CHOCOLATE BISCUITS	£0.99
JAM	£0.95
5) .....	£0.50
TOTAL	£ 6) .....
CASH	£25.00
CHANGE DUE	£4.97

THANK YOU FOR SHOPPING WITH US

- 6 Look at the receipt. Ask and answer questions.

£1 = one pound  
 £1.10 = one pound ten (pence)  
 £0.45 = forty-five (pence)

- A: Did you buy cheese?  
 B: Yes, I did.  
 A: How much was it?  
 B: It was two pounds eighty-nine (pence).

## Reading

- 7 a) Which of the following sentences are true about British food? Decide in pairs. Listen, read and check.
- The British eat a traditional English breakfast every morning.
  - Most British people have a sandwich for lunch.
  - Chinese food is very popular in Britain.
- b) Read and match the headings to the paragraphs. How many types of food/drink shown in the picture in Ex. 1 can you find in the text? Then, explain the words in bold.
- Ⓐ British meals   Ⓑ Tasty treats   Ⓒ A traditional meal

## Eating the British Way



What's your idea of British food? If the answer is bacon and eggs or fish and chips, then you might be in for a surprise.

- Most people in the UK rush to work in the morning. This **means** they don't have time to make the traditional English breakfast of eggs, bacon and sausages. They may have one at weekends though. During the week, they choose a breakfast of cereal or toast with tea, coffee or fruit juice. Lunch is a simple meal. Many children at school and **adults** at work bring a 'packed lunch' from home. This is a sandwich, a packet of crisps, a piece of fruit and a drink. Dinner is a meal for the whole family. Spaghetti bolognaise and shepherd's pie are favourites. Many British order **takeaways** as well! Indian, Chinese food and pizzas are all very popular.
- On Sundays, the British get together for a traditional Sunday roast. This is roast beef or lamb with potatoes, vegetables and gravy.
- But ... is there anything for **dessert**? **Homemade** puddings like bread and butter pudding, apple pie and trifle are all delicious British desserts. Without them no meal is complete!

- c) Find irregular verbs in the text and give their past form.

## Speaking

- 8 Make notes under the headings in Ex. 7b. Talk in small groups about British cuisine. What did you find special about it?

## Writing (a shopping list)

- 9 **Portfolio:** Think of your favourite dish. What do you need to make it? Make a shopping list.



# On the menu

## Vocabulary

### ◆ Tastes & Dishes

**1** What do the food items in the pictures taste like? Use the adjectives to make sentences.

- bitter • salty • sweet
- hot and spicy • sour



1 melons

► *Melons are sweet.*



2 crisps



3 pepper



4 celery



5 lemons

**2** Which of the food in the pictures is:

- a vegetable? • a snack?
- a spice? • a fruit?

**3** a) Look at the text. What is it? Where can you see it?

b) Put the headings in the right place. Can you think of one more dish/drink for each category?

- Main Courses • Starters • Desserts • Drinks



## Menu

---

**The Ship Inn**

1) .....	
Mixed Greens	£5.95
Chef's Salad	£7.95
Scotch Egg	£6.25
2) .....	
Spicy Grilled Chicken	£10.50
Roast Beef and Vegetables	£11.40
Baked Fish with Tomatoes & Olives	£10.30
White Bean and Lamb Soup	£9.65
Sirloin Steak and Creamed Mushrooms	£11.40
3) .....	
Chocolate Ice cream	£3.40
Fruit Salad	£5.00
Lemon Pie	£2.85
4) .....	
Mineral Water	£2.00
Soft Drinks	£1.00
Milk Shakes	£2.00
Juices	£2.00

## Reading

**4** a) Read the first two lines of the dialogue. Where are George and Sheila?

b) Listen and read. What did each person order? How much did they pay?

c) Are there any words in the dialogue that look/sound similar in Russian?

**Sheila:** Thanks for inviting me to lunch.  
**George:** You're welcome. Oh, I love this place. Have you ever been here?  
**Sheila:** No I haven't. Where's the menu? I'm really hungry.  
**George:** The waiter's bringing it now, look!  
**Waiter:** Here you are, sir.  
**George:** Thank you. Hmm, I want the roast beef.  
**Sheila:** Really? But you usually have the spicy grilled chicken.  
**George:** Well, today I'm trying something else for a change. I haven't eaten meat for some time. What about you? Do you want the sirloin steak with creamed mushrooms? You always enjoy that.  
**Sheila:** No, I'm having the chef's salad today. I'm on a diet.  
**Waiter:** Are you ready to order, sir?  
**George:** Yes. We'd like the chef's salad and the roast beef, please.  
**Waiter:** Would you like anything to drink?  
**George:** Can I have a glass of mineral water, please?  
**Sheila:** And could I have a lemonade, please?  
**Waiter:** A glass of mineral water and a lemonade ... Thank you.

## Everyday English

### ◆ Ordering food/drinks

- 5 Portfolio:** Read the box. Which phrases are more polite? Work in groups of three. Use the menu in Ex. 3 to act out a dialogue like the one in Ex. 4. Record your dialogue.

Requesting	Suggesting
May I ...?/Can I ...?/I want ...	Would you like ...?/How about ...?/Do you want ...?
Could I ...?/I'd like ..., please.	

## Grammar Grammar Reference

### ◆ Present Perfect

We use the **Present Perfect Tense** to talk about actions that took place in the past and which have a result in the present.

*I **have just had** a sandwich. (I'm not hungry.)*

***Have you ever cooked** muffins?*

*I **have known** him since my childhood / for five years.*


We form **Present Perfect** with the auxiliary verb **have** + the past participle of the main verb.

- 6 Use the prompts to ask and answer questions about your personal experiences.**

► *Have your family ever been to a Chinese restaurant? – Yes, we have./No, we haven't. We prefer Italian food.*

- 1 your family/ever/be/to a Chinese restaurant?
- 2 your friend/already/buy/a cake/for the party?
- 3 you/eat/the dessert?
- 4 your/parents/ever/order/takeaway?
- 5 you/ever/order/a meal/at a café?
- 6 your friend/ever/eat/traditional English breakfast?

## Listening

- 7**  Listen to a radio ad and complete the gaps (1-4).



### Angelo's

Fine Italian Food

- 1 Clarendon Street, Newton
- live piano music
- large variety of healthy and 2 meals
- meals for two from 3

For reservations call 4

## Writing (an ad)

- 8 Portfolio:** Imagine you are a restaurant owner! Make an ad for your restaurant!

9

C

## Let's cook!

## study skills

## Using dictionaries

Dictionaries present words in alphabetical order. A dictionary entry can show

- how a word is pronounced
- what part of speech it is
- a simple explanation
- a sample sentence.

Use dictionaries while you learn a foreign language. This will help you expand your vocabulary.



## Vocabulary

- 1 Use your dictionaries to explain the words below. What part of speech are they? How do we pronounce them? Which actions can you see in the pictures? What is the past tense of these verbs?

- boil • fry • stir • dice • mix • bake • add • melt • peel • pour

## Reading

- 2 Look at the text. What type is it? • a menu • a shopping list • a receipt • a recipe

## Ingredients

- 2 cups flour
- ½ cup sugar
- 1½ tsp<sup>1</sup>. baking powder
- 1 tsp. baking soda
- ½ tsp. salt
- 1 egg
- 1 cup yoghurt
- ¼ cup milk
- ¼ cup oil
- 2 tbsp<sup>2</sup>. orange juice
- 1 cup diced apple
- ½ cup raisins

## Apple Muffins

- Preheat oven to 250 degrees.
- In a bowl, **1) stir** together the flour, sugar, baking powder, baking soda and salt.
- In another bowl, **2) mix** the egg, yoghurt, milk, oil and orange juice.
- **3) Add** the mixture to the first bowl together with the diced apple and raisins and stir well.
- **4) Put** the mixture into 16 muffin cups and **5) bake** for 20-25 minutes.

<sup>1</sup>1teaspoon = 5ml    <sup>2</sup>1tablespoon = 14,79ml

Preparation: 15 min    Cooking: 20-25 min    Portions: 16



- 3 a) Listen and read. What information does the recipe include? Decide in pairs.

- 1 time it takes to make
- 2 how many it serves
- 3 where you need to make it
- 4 what you need to make it
- 5 how to make it

- b) What do you think this snack tastes like?

## Speaking

- 4 a) Tell the class what you have to do to make apple muffins. Use *first, second, after that*.

► *First, stir...*

- b) Now say what you have done.  
c) What did you/your family cook last Sunday? How? Tell your partner.

## Writing (a recipe)


- 5 *Portfolio*: Write a recipe for a dish in Russia. List the instructions in the correct order.

# CULTURE CORNER

## Reading

- 1 Look at the title, subheadings and the pictures. What do you expect to read about? Listen, read and check.
- 2  Read the text again and match the places A-D to the statements 1-5.
  - 1 Both the British & tourists enjoy eating there.
  - 2 Business people have dinners there.
  - 3 They are busy mostly at lunchtime.
  - 4 You can eat food from many different countries there.
  - 5 You can find them all around Britain.

## Speaking

- 3  Read again and list all the names of desserts, drinks, meat, dairy products and vegetables. Which words are similar in your language?
- 4 What place would you choose to eat out at when in the UK? Why? Discuss in small groups.

## Project (an article)

- 5 **ICT Portfolio:** Collect information about some popular eating places in Russia using the Internet. Write a short article about them (about 70 words). Present it to the class. Write about:
  - name
  - food one can eat there
  - prices (expensive/cheap)

# Places to eat in the

## A Sandwich bars



Most people in the UK work in offices. They don't have time to make their own lunch. This is why sandwich bars are so popular. In a sandwich bar you can buy sandwiches, pastries, cakes, soft drinks, juice and coffee. Then you may choose to eat your lunch there, or take it back to work.

## B Restaurants



British people go to restaurants on special occasions like birthdays and anniversaries<sup>1</sup>, or on business meetings. People like to visit all sorts of restaurants. Indian, Chinese, Italian and Mexican cuisines are all very popular. British food is very tasty as well. The dishes usually include fresh meat or fish with vegetables.

## C Fish & chips shops



Fish and chips are England's traditional takeaway food. These shops serve fried fish covered in batter with fried potatoes. People like to add salt and vinegar, peas, tomato ketchup or curry sauce. There are thousands of fish and chips shops all over Britain. Locals and tourists all love to visit them.

## D Pie & Mash shops



Pie and mash is one of Britain's most traditional dishes! It is exactly what it says: meat pies with mashed potato in herb sauce. The first pie and mash shop dates back<sup>2</sup> two hundred years. Today, pie and mash shops are very simple and cheap places to eat.

<sup>1</sup>special day to remember      <sup>2</sup>go back



# English in Use

9

## ◆ Booking a table at a restaurant

**1** 🎧 The sentences are from the following dialogue. Which belong to the host/customer? What does the customer want? Listen and check.

- I'd like to book a table, please.
- When would you like it for?
- For how many people?
- There'll be four of us.
- For tomorrow evening, at 9:00 pm.
- Could I also have a contact number?
- What name should I book it under?
- You're welcome.

**2** ✍️ Read the dialogue and complete the notes.

### Table 14

Name: 1) ...

Contact Number: 2) ...

People: 3) ...

Date: 4) ..., March 25

Time: 5) ...



**Customer:** Hello. I'd like to book a table, please.

**Host:** Certainly. When would you like it for?

**Customer:** For Thursday evening, at 7:00 pm.

**Host:** Thursday evening, March 25. For how many people?

**Customer:** There'll be four of us – two children.

**Host:** Certainly, sir. What name should I book it under?

**Customer:** Stephens. That is S-T-E-P-H-E-N-S.

**Host:** Stephens, right. Could I also have a contact number?

**Customer:** Sure, it's 5698477.

**Host:** So that's a table for four for Thursday evening, March 25th at seven. Thank you, Mr Stephens.

**Customer:** You're welcome.

**3** 🎭 *Portfolio:* It's your father's birthday next Tuesday. You and your brother/sister are planning a surprise dinner party at a famous restaurant. Make a phone call to reserve a table. In pairs, take the roles of a customer and a manager and act out the dialogue. Record yourselves.

## Pronunciation /æ/ – /ʌ/

**4** ✍️ 🎧 Copy the table. Listen and tick (✓). Listen again and repeat.


### Reading Rules

a - /æ/ cat  
u - /ʌ/ cut

	/æ/	/ʌ/		/æ/	/ʌ/
us			cat		
as			cut		
bug			mad		
bag			mud		

# Extensive Reading

9

ACROSS THE CURRICULUM: **FOOD TECHNOLOGY**

## study skills

### Using what you know

Before you read ask yourself what you know about the topic. This helps you guess the meaning of the text.

- 1 Look at the food pyramid. What do you know about these foods? Which help us keep healthy?
- 2 a) 🎧 Read the title of the text. How is it related to the food pyramid? Listen and read to find out.  
b) Read the article. Which food type contains the following:
  - fibre • iron • vitamins
  - potassium • calcium • protein
- 3 a) Present the food pyramid in Ex. 1 to the class. Say what each food group gives us.



Eat **well**,  
feel **great**,  
look **great!**

*We all want to be healthy.  
What foods can help us with that?*

**Bread and grains** A balanced diet is based on bread and grains (foods like rice and cereal). These foods give you fibre, iron and vitamin B. At least 40% of what you eat every day should be types of food in this category.

**Fruit and vegetables** You should eat plenty of vegetables and fruit every day to make sure you get enough potassium and vitamins A, C and E.

**Dairy products** Types of food in this category, like milk and cheese, have a lot of calcium and vitamin D. These two elements protect your bones. You should consume milk, cheese or yoghurt every day.

**Meat, fish and beans** This category also includes eggs and nuts. These types of food give you iron, magnesium and protein. White meat, such as chicken, is better for you than fatty, red meat.

**Fats and oils** A little oil every day (about five or six spoonfuls) is useful against heart disease.

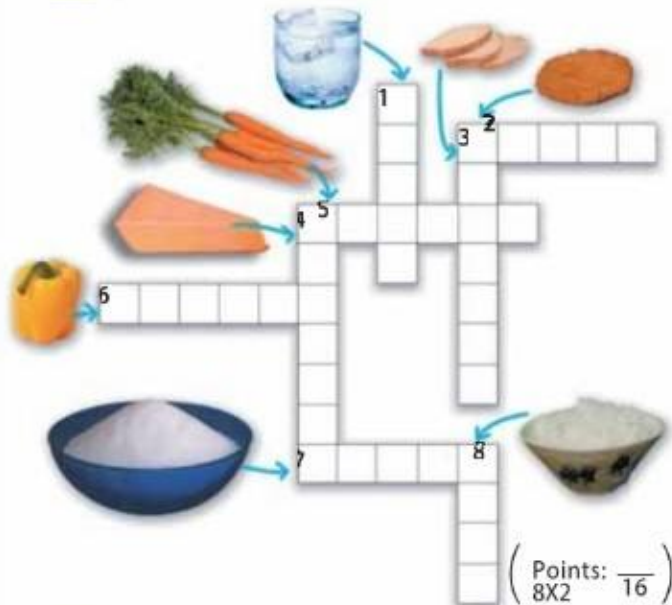
*Eat wisely. If you eat a balanced diet,  
you will feel great, look great,  
and always be healthy!*

b) Say what healthy food you have eaten today.

- 4 **Project:** Work in pairs. Make a list of what you ate yesterday. Was it all healthy? Compare with your partner.

# PROGRESS CHECK 9

1 Copy and complete the crossword.



(Points:  $\frac{8 \times 2}{16}$ )

2 Choose the odd word out.

- breakfast – lunch – dinner – dessert
  - lemon – jam – honey – sugar
  - boil – fry – order – bake
  - starters – drink – main courses – desserts
  - bread – fibre – iron – vitamin
- (Points:  $\frac{5 \times 4}{20}$ )

3 Complete the correct word.

- a b \_\_\_\_\_ of olive oil
  - a b \_\_\_\_\_ of cereal
  - a p \_\_\_\_\_ of biscuits
  - a b \_\_\_\_\_ of rice
  - a j \_\_\_\_\_ of jam
  - a l \_\_\_\_\_ of bread
  - a b \_\_\_\_\_ of chocolate.
- (Points:  $\frac{7 \times 2}{14}$ )

4 Choose the correct word.

- There is **some/any** milk in the fridge.
- Are there **any/some** bananas left?
- There are **a lot of/much** biscuits in the box.
- There wasn't **many/any** coffee left.
- Is there **much/many** rice left?
- There are **much/many** dishes to choose from.
- I want **a few/a little** sugar in my coffee.
- We've got **a little/a few** oranges here.

(Points:  $\frac{8 \times 2}{16}$ )

5 Put the verbs in brackets in the Present Perfect.

- ..... (you/bake) a cake for your birthday?
- He ..... (eat) pasta twice this week.
- We ..... (not/have) lunch together for a month.
- Mum ..... just (make) soup.
- Where ..... (she/go)? – To the supermarket.
- Sheila ..... never (be) to an Italian restaurant.

(Points:  $\frac{6 \times 3}{18}$ )

6 Match the questions to their answers.

- Can I have the menu?
  - Would you like anything to drink?
  - Are you ready to order sir?
  - How about some creamy mushrooms?
- No, I'm on a diet.
  - Here you are, sir.
  - A glass of mineral water, please.
  - Yes. I'd like the chef's salad, please.

(Points:  $\frac{4 \times 4}{16}$ )

(My score: 100)

## Now I Can ...

- talk/write about food/drinks/healthy eating/containers and quantities/food
- book a table
- order food/drinks
- write a recipe/a restaurant ad/a shopping list
- write an article about places to eat in Russia

## ... in English

### Smile



What's that on your head?

A tomato hit me.

But tomatoes are soft!

Not when they are in a tin.

# Module 10

## Holiday Time

### ◆ Before you start ...

- When did you last eat out? Where did you go? What did you have there?
- Your diet is healthy, isn't it?
- What's your favourite dish? What do you need to make it?
- What do you usually have for breakfast/lunch/dinner? What have you had today?

### ◆ Look at Module 10

- Find the page numbers for pictures 1–3.

### ◆ Find the page numbers for

- a letter
- weather symbols
- an email
- a brochure

### ◆ Listen, read and talk about ...

- holiday and weekend activities
- weather and clothes
- your plans/intentions
- places to visit/things to do in Edinburgh
- types of beaches

### ◆ Learn how to ...


- make plans
- make predictions based on what we see or know
- talk about the weather
- book a hotel room
- ask for/give/refuse permission

### ◆ Practise ...

- *be going to* – *present continuous* – *will*
- researching a topic
- linkers (*so, because*)
- word formation: adjectives with -y
- pronunciation: /N/; /D/ – /ɔ:/

### ◆ Write / Make ...

- a letter to a friend about holiday plans
- a dialogue asking for/refusing permission
- an email about weekend plans
- a tourist brochure about the capital city of Russia
- a poster about beaches in Russia



10  
a

## Holiday plans

## Vocabulary

## ◆ Holiday activities

- 1 Where were you last summer? Where would you like to go on holiday this summer? Which of the following do you want to do during your holiday? Tell your partner.

► *This summer I would like to go on holiday to ... I'm going to visit museums and taste local food.*



## Reading

- 2 a) The pictures above are related to the letter. What is the letter about? Where are Lucy and her family?

Dear Darren,

**A** First of all, we are going to do a lot of sightseeing. We are going to see the Kremlin, Red Square, St Basil's Cathedral, Lenin's Tomb, the Pushkin Museum of Fine Arts and The State History Museum. Dad is also going to take us to the famous Bolshoi Theatre. Isn't it wonderful? My sister wants to go on a day trip down the Moskva River but Dad says it's too tiring, so we are not going to travel there. That's OK though, because we are going to spend a whole day at the Moscow Zoo, the largest zoo in Russia which has a great collection of animals and exotic species.

**B** I'm going to take lots of interesting pictures to show you when I get back. I'm also going to bring you a Matryoshka.

**C** Mum can't wait to go shopping. She wants to visit the GUM department store, the most famous department store in Russia, where you can find everything from clothes to ice-cream. She says she needs to have a whole day there. As for me, I'm going to taste as many local dishes as possible. Russian cuisine is delicious and their pies and chocolates are just great. I hope I can fit in my clothes when we come back.

**D** Greetings from Moscow! I arrived here with my family yesterday and we're already excited! The city is terrific and there are a million things to do.

Take care,  
Lucy

- b) Put the paragraphs in the right order. Listen and check.  
c) Where did you spend your last holiday? What did you do/see there?

- 3 Read the letter and complete the sentences.

- 1 Lucy and her family are ...  
2 They are going to see ...  
3 The trip down the Moskva River is ...  
4 Lucy's mother is going to ...

- 4 Read again. What adjectives/phrases does Lucy use to describe her feelings?

### Grammar Grammar Reference

#### ◆ be going to

- 5 a) Read the sentences. Which expresses: *plans for the future? intentions/ambitions for the future?*

- 1 He's **going to** apply for work at a summer camp during his summer holidays.
- 2 Ann's **going to** travel abroad next month.

b) 😊😊 Work in small groups. Make a list of places Lucy and her family are going to visit. Use your list to tell the group about Lucy's family's plans.

### Speaking

- 6 In pairs ask and answer as in the example.

1 Your friend wins 100000 roubles.

▶ A: *What are you going to do with it?*

B: *I'm going to go on a boat cruise.*

- 2 Your friend's holiday starts next week.
- 3 Your friend's birthday is next weekend.
- 4 Your friend is going to a party tonight.
- 5 Your friend doesn't like his new school.

- 7 a) Use the prompts to act out exchanges.

- 1 hire a car – travel to Bodrum
- 2 rent a boat – go fishing
- 3 buy some stamps – post some letters
- 4 go shopping – buy souvenirs
- 5 take a camera – take some pictures

▶ A: *What are you going to do?*

B: *I'm going to hire a car because I want to travel to Bodrum. I've never been there.*

b) Tell your classmates what places you have visited since you started school.

### GAME

Think of a place and tell the class. The classmates ask you questions to find out what you are going to do there.

▶ A: *I'm going to the supermarket.*

B: *Are you going to buy any fruit?*

### Listening

- 8 🎧 Listen and choose the correct answer.

- 1 What is Jane going to do on holiday?



A

B

C

- 2 What are Mark and Jim going to do on Saturday night?



A

B

C

- 3 What does Sarah like best about Paris?



A

B

C

### Pronunciation /ɪ/

- 9 🎧 Listen and repeat. Think of more words to add to the list.

#### Reading Rules

u	but
o + n,	come
m, v, th	/ɪ/
ou	cousin
oo	blood

money, mother, fun, mum, enough, couple, flood

### Writing (a letter)

- 10 **Portfolio:** You are on holiday in your favourite city. Write a letter to your best friend, saying what you *are going/not going to do* there (about 70 words). Compare with what you did during your last holiday.

# 10b

# What's the weather like?

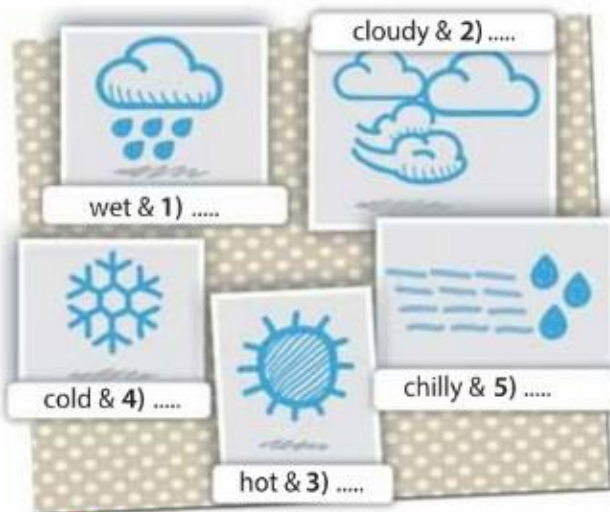
## Vocabulary

### Weather & clothes

1 a) Complete with the adjective.

- |                        |                 |
|------------------------|-----------------|
| 1 rain -> <i>rainy</i> | 5 snow - .....  |
| 2 cloud - .....        | 6 sun - .....   |
| 3 wind - .....         | 7 chill - ..... |
| 4 fog - .....          | 8 storm - ..... |

b) Use appropriate adjectives to complete the expressions.



2 a) Look at the chart, then ask and answer as in the example.

London		10°C
Copenhagen		-5°C
Moscow		5°C
Paris		8°C
Cairo		30°C

°C = degrees      -3°C = minus three

- A: What's the weather like in London today?  
 B: It's wet and rainy with a temperature of 10°C.

b) In pairs compare the weather in the cities on the chart.

► Copenhagen has the lowest temperature.

c) What was the weather like yesterday? What will the weather be like tomorrow? Discuss in pairs.

3 What are these clothes called in Russian? Use the prompts and the pictures to act out similar exchanges.



- rainy • snowy • stormy • boiling hot
- wet • sunny • freezing cold

► A: It's going to be rainy today.

B: I know. I'll wear my raincoat and boots then.

## Reading

4 Read the first exchange in the dialogue. What is the dialogue about? Listen, read and check.

5 Read the dialogue and complete the sentences. Then explain the words/expressions in bold.

- |                                       |                            |
|---------------------------------------|----------------------------|
| 1 Claire and Kathy are going to ..... | 3 The weather is .....     |
| 2 Kathy wants to wear .....           | 4 Claire bought Lisa ..... |
| 5 Claire wants to use .....           |                            |

**Claire:** Hi, Kathy. Are you going to Lisa's birthday party this evening?

**Kathy:** Yes, I am. I can't wait! I'm going to wear my new red dress and sandals.

**Claire:** Really? Isn't the weather a bit chilly for a **light** dress? And look at those big black clouds. It's definitely going to rain later, too!

**Kathy:** So, what are you wearing to the party, then?

**Claire:** I'm going to go in a cosy sweater and trousers. I know it's not **fancy**, but at least I'm going to be warm.

**Kathy:** Hmm ... perhaps you're right. But I really want to wear my new dress. I know - I'll bring a jacket so I'm not cold.

**Claire:** Whatever you think! By the way, what present did you buy for Lisa? I got her a yellow top. I hope she'll like it.

**Kathy:** I'm going downtown to buy her something now. Actually, I have to **hurry**! The shops close in an hour.

**Claire:** Oh, can I use your telephone before you go? I want to call my mum, but my phone is out of batteries.

**Kathy:** Yes, that's fine. Here it is.

## Everyday English

### ◆ Asking for – Giving/refusing permission

- 6** a) Read the box. Which phrases would you use when you talk to: *your best friend? your teacher?*

#### Asking for permission

- Can I ...?
- Could I ...?
- May I ...?

#### Giving/refusing permission

- |                             |                                       |
|-----------------------------|---------------------------------------|
| • Yes, sure./<br>Of course. | • No way!                             |
| • OK. No problem.           | • I'm afraid you<br>can't because ... |
| • Yes, that's fine.         | • I'm sorry, you may not.             |

**b)** Use the phrases to act out exchanges: *borrow/jacket, drive/car, wear/red T-shirt, borrow/umbrella, take day off/tomorrow*

- ▶ *A: Can I borrow your umbrella?  
B: Yes, sure./I'm sorry, you can't.*

## Grammar Grammar Reference

### ◆ Present Continuous (future meaning) – be going to – will

- 7** Read the rules and the sentences.

We use **the present continuous** for actions we have already arranged to do in the near future.

*I'm flying to Rome tomorrow.*

We use *be going to* to express our plans/intentions or to make predictions based on what we see.

*She is going to study law.*

*Look out! You're going to fall.*

We use *will* for on-the-spot decisions.

*The phone is ringing. I'll answer it.*

- 8** a) In pairs interview each other about your plans in the next few days.

▶ *A: What are you doing on Tuesday?*

*B: I'm .... What about you? Etc.*

**b)** Complete the second speaker for on-the-spot decisions.

- 1 A: It's too hot. – B: .....
- 2 A: It's raining. – B: .....
- 3 A: It's too cold. – B: .....

- 9** Look at pictures 1–4. What is each person going to do? *buy, fly, eat, post*



## Writing (a weather chart)

- 10** ICT *Portfolio:* Look in the newspapers/on the Net/on TV and make a chart showing the weather in various cities in Russia for tomorrow. Comment on it.





# Weekend fun

## Vocabulary

### Weekend activities

- 1 a) What are you going to do this weekend? Use the pictures to tell your partner.
- *I'm going to have a party this weekend.*
- b) What did you do last weekend?
- c) What have you never done but would like to?
- d) What were you doing at 2 o'clock last Sunday?



## study skills

### Brainstorming for ideas

Before writing, brainstorm for ideas. Write your ideas down, then choose the most important ones. This helps you organise your writing.

## Reading

- 2 Listen to and read the email below. How many of the activities in the pictures are mentioned? What is Jane going to do on Saturday/Sunday morning? afternoon? evening?

Dear Sue,

Thanks for your email! How are you? As for me, I'm looking forward to a fabulous family weekend.

My brothers are going to be here on Saturday morning. Mum and Dad have some errands to run in the morning, so they are going to come sometime before noon. We are going to have lunch together at a restaurant. In the afternoon, we are going to visit the art gallery because mum wants to see the paintings there. In the evening, we are going to enjoy a performance at the local theatre. On Sunday morning we are going to go shopping, then have a picnic in Sherwood Forest before everyone heads back home in the afternoon.

Well, I think that's about it. How are you going to spend your weekend? Write soon.

Love,  
Jane

## Writing (an email about weekend activities)

- 4 Brainstorm for ideas to complete the spidergram with the activities you and your family are going to do this weekend.



- 5 a) Which sentences are opening (O) / closing (C) remarks?
- I must go now.
  - It was nice to hear from you.
  - Well, I think that's about it.
  - How are you?
  - Thanks for your email.
  - I haven't heard from you for ages.
  - Write soon.

b) **Portfolio:** Use your answers in Exs. 4 & 5a to write a short email to your friend about what you are going to do this weekend (about 70 words).

## Grammar Grammar Reference

### Linkers

- 3 Rewrite sentences 2–4 using *because* and *so*.
- I live quite far away. I'm going to be late.
- *I'm going to be late because I live quite far away. (reason)*  
*I live quite far away, so I'm going to be late. (result)*
- I have some errands to run. I'm going to see you later.
  - She is ill. She is not going to come to the party.
  - He's got a broken leg. He's not going to play basketball.

# CULTURE CORNER

## Reading

- 1 Listen to the music. What country does it remind you of: *Italy, Scotland or France?*
- 2 Look at the picture and the subheadings of the text. What is the text about? What can you see/do in this place? Listen, read and check.
- 3 Read the brochure. Where can someone see:
  - the Crown Jewels? • toys? • fish?
  - dancers & musicians?
  - Edinburgh from the air?

## Speaking

- 4 What is each person going to do while in Scotland? Why? Use the verbs: *go on, attend, visit*.
  - John – enjoys flying
  - Catherine – keen on folk music
  - Jeremy – fond of architecture
  - Sharon – interested in sea life
  - Tamara – collects dolls

► *John is going to go on the Scotland Ballooning Tour because he enjoys flying.*

## study skills

### Researching a topic

Get information from Internet sites or magazines in English. Highlight the most important points. Look for facts that support them (e.g. names of places). This helps you select the points to include in your writing.

## Project (a tourist brochure)

- 5 **ICT Portfolio:** Do research on the Internet. Make a tourist brochure for tourists about Moscow (60-80 words). Write about:
  - places to visit • things to see

# The Edinburgh Experience

with cosmo tours...

*What are you going to do?*

### EDINBURGH CASTLE

The place to go if you like castles! Go on an interesting tour of the castle and admire spectacular views of the city as well as the Crown Jewels. Edinburgh Castle is also the home of the One O'Clock Gun. This is fired every day except Sunday at precisely 1:00 pm to provide everyone with an accurate<sup>1</sup> check for their clocks and watches!

### THE MILITARY TATTOO<sup>2</sup> EXPERIENCE

Don't miss the Military Tattoo Experience – the largest outdoor event in Scotland right in front of beautiful Edinburgh Castle! Enjoy a wonderful show of music and dance, pipers playing their bagpipes, bands parading, and men in kilts dancing to folk tunes!

### THE MUSEUM OF CHILDHOOD

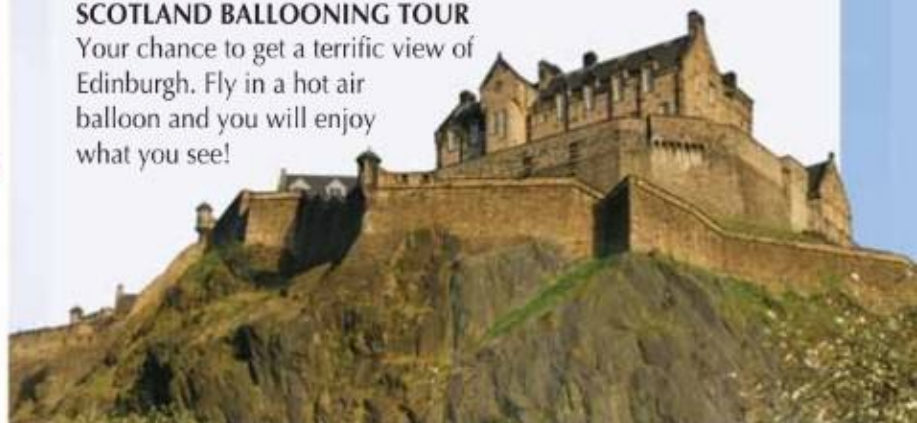
Described as 'the noisiest museum in the world', the Museum of Childhood is a favourite with adults and children. It is a treasure house full of objects, telling of childhood, past and present. There are toys and games of all kinds from many parts of the world, ranging<sup>3</sup> from dolls and teddy bears to train sets and tricycles. Listen to the children chanting<sup>4</sup> multiplication tables in the 1930s classroom and watch the street games Edinburgh children played in the 1950s.

### DEEP SEA WORLD

Experience<sup>5</sup> the 'underwater safari' of a lifetime! Go under the sea in a 71 metre transparent<sup>6</sup> tunnel and get ready to see exciting sea life close enough to touch it!

### SCOTLAND BALLOONING TOUR

Your chance to get a terrific view of Edinburgh. Fly in a hot air balloon and you will enjoy what you see!



<sup>1</sup>exact

<sup>2</sup>parade of military orchestras

<sup>3</sup>varying

<sup>4</sup>saying

<sup>5</sup>have

<sup>6</sup>clear

# English in Use

# 10



## ◆ Booking a hotel room

**1** Look at the picture. Where is the woman? What is she doing?

**2** 🎧 Read the sentences. Who says them: *the hotel receptionist? the customer?* Read, listen and check.

- How can I help you?
- I'd like to book a room, please.
- Would you like a single room or a double?
- How much is it per night?
- Could I have your name, please?
- You can check in any time after 12 noon.

**3** Read the dialogue and answer the questions.

- 1 How many days is the reservation for?
- 2 What type of room does she want?
- 3 How much does the room cost?
- 4 What does the price include?

**4** *Portfolio:* You want to book a room. Take the roles of a receptionist and a customer. Use the prompts to act out your telephone conversation. You can use the dialogue in Ex. 3 as a model. Record yourselves.

- single room with TV and shower/£30 per night (breakfast included)
- double room with en suite bathroom/£50 per night (no breakfast)

**Receptionist:** Strand Hotel. Good morning – how can I help you?

**Mrs Scott:** Good morning. I'd like to book a room, please – from Friday to Monday.

**Receptionist:** Certainly, madam. Would you like a single room or a double?

**Mrs Scott:** A double, please, with a bathroom.

**Receptionist:** One moment, please ... yes, we have a room available.

**Mrs Scott:** Oh, good. And how much is it per night?

**Receptionist:** £70, with breakfast.

**Mrs Scott:** Excellent. Yes, that's fine.

**Receptionist:** Could I have your name, please, madam?

**Mrs Scott:** Oh, yes, of course! It's Scott – Mrs F. Scott.

**Receptionist:** Thank you, Mrs Scott. That's a double room from Friday 16th to Monday 19th. You can check in any time after 12 noon on Friday.

**Mrs Scott:** Thank you very much. Goodbye.

**Receptionist:** Goodbye, Mrs Scott.

## Pronunciation /ɔ:/ – /ɒ/

**5** 🖋️ 🎧 Copy the table. Listen and tick (✓).

Listen again and repeat.

### Reading Rules


o, a – /ɒ/ dog, want or, aw, ough, au, ore – /ɔ:/ horse, law, ough

	/ɔ:/	/ɒ/		/ɔ:/	/ɒ/
dog			raw		
born			from		
sort			on		
of			course		

# Extensive Reading 10


## ACROSS THE CURRICULUM: GEOGRAPHY


### ◆ Types of beaches

**1** a)  Which of the beaches in the pictures has got ...

- a white sand?
- b shells?
- c black sand?
- d pebbles?
- e rocks?
- f dunes?

b) Which beach do you like most?

**2** a)  What forms a beach? Read, listen and find out.

b)  Read the text again and say if sentences 1–5 are *T* (true) or *F* (false). Correct the false sentences.

- 1 Sand and sea form beaches.
- 2 Sand comes from pebbles.
- 3 All the beaches are of the same material.
- 4 Coral makes pink sand.
- 5 You can only see dunes in deserts.

**3** Find the adjectives in the text which describe the following:

- holiday • shores
- beaches • sand

**4** Give each paragraph a heading. Make notes under the headings. Use the headings and your notes to talk about beaches.



Sun, sea and a stretch of sand are what make a perfect holiday. Relaxing on the beach is the ultimate holiday experience for many people but do you know where beaches come from?

You usually find beaches where the sea meets the coast. Beaches take thousands of years to form. The sea and the wind help make beaches. As waves crash onto rocky shores, they throw the rocks around and break them into stones and then into pebbles. With time, the waves grind<sup>1</sup> the pebbles into sand.

There are many different types of beaches. Each beach has its own characteristics that make it unique.<sup>2</sup> There are beaches with black or green sand, which results from lava from volcanoes. Others have pink or white sand which comes from corals. There are also rocky beaches, shelly beaches and ones covered with pebbles. Finally there are beaches with beautiful sand hills called dunes which remind<sup>3</sup> us of deserts.

<sup>1</sup> crush until sth becomes a fine powder

<sup>2</sup> very unusual and special

<sup>3</sup> make one think about sth again



**5** **ICT** Collect information using the Internet about beaches in Russia or around the world. Make a poster. Find pictures and stick them on paper and write a short text about each. Write:

- name of each
- where it is
- what it has got

# PROGRESS CHECK 10

**1** Copy and complete the crossword.

(Points:  $\frac{16}{8 \times 2}$ )



**2** Write the adjective.

- 1 sun - ...      3 fog - ...  
2 rain - ...      4 chill - ...
- (Points:  $\frac{8}{4 \times 2}$ )

**3** Match the words.

- 1 taste      A a performance  
2 buy      B souvenirs  
3 visit      C a party  
4 attend      D local food  
5 have      E art galleries
- (Points:  $\frac{15}{5 \times 3}$ )

**4** Choose the odd word out.

- 1 boots - trainers - shorts - shoes  
2 cloudy - shabby - hot - windy  
3 go: skiing - diving - camping - swimming
- (Points:  $\frac{9}{3 \times 3}$ )

**5** Choose the correct answer.

- 1 She's tired. She has just cleaned the house. She **will/is going to** sleep early tonight.  
2 The doorbell is ringing. I **will/am going to** answer it.  
3 Dr Brown has never been to France. He **is travelling/will travel** to Paris tomorrow morning.  
4 I **am seeing/will see** my dentist on Wednesday.
- (Points:  $\frac{16}{4 \times 4}$ )

**6** Look at the pictures. What *is/isn't* Pete going to do while on holiday?

✓ shopping      ✓ eat out      X picnic  
✓ pictures      1 .....  
2 .....  
3 .....  
4 .....  
5 .....

X camping

(Points:  $\frac{20}{5 \times 4}$ )

**7** Complete the exchanges.

- 1 Can I borrow your hat? Yes, .....  
2 May I use your camera? No, I'm .....  
3 Can I borrow your pen? Yes, that's .....  
4 Could I borrow your umbrella? No, .....
- (Points:  $\frac{16}{4 \times 4}$ )  
(My score:  $\frac{100}{100}$ )

## Now I Can ...

- talk and write about my holiday activities
- describe the weather & my clothes
- talk about my plans
- make predictions
- ask for - give/refuse permission
- write an email about my weekend activities
- book a hotel room
- write a tourist brochure
- talk about types of beaches

... in English



# Spotlight

on **RUSSIA**

#Vol. 6

## Alexander Pushkin

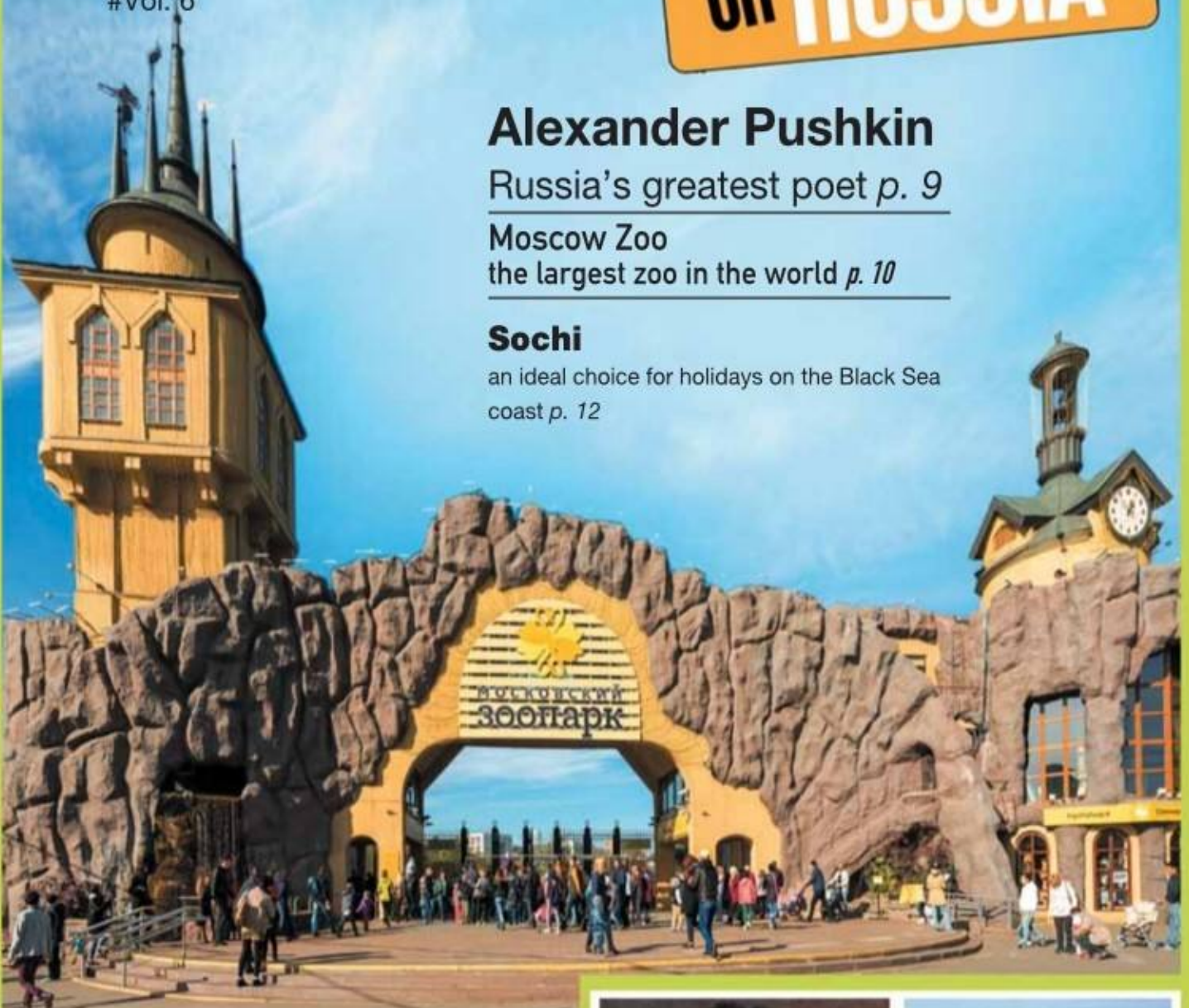
Russia's greatest poet *p. 9*

## Moscow Zoo

the largest zoo in the world *p. 10*

## Sochi

an ideal choice for holidays on the Black Sea coast *p. 12*



## Don't miss!

**Moscow's "Underground Palace"**  
Experience the beauty of the Moscow metro

**White Nights in St Petersburg**  
Experience a wonder of nature in the "Venice of the North"





## Hello from Spotlight on Russia!

We are very excited about our magazine and hope that you all like it.

In this issue there are some great articles about the white nights of St Petersburg, Moscow Zoo, daily life in Russia, the great poet Alexander Pushkin and many, many more.

We hope you find the magazine interesting as well as useful. Also, there are plenty of great competitions for you to enter, so have fun.

Goodbye, until the next time,

*The Spotlight on Russia team.*

## Contents

<b>Life in Moscow</b> Anna's lifestyle in Moscow	3
<b>Russian Dachas</b> Russians' favourite way to relax	4
<b>Moscow metro</b> An underground palace	5
<b>My Daily Routine</b> What is a student's daily routine like? Meet Marina, a 12-year-old girl from St Petersburg	6
<b>White Nights in St Petersburg</b> A fantastic experience	7
<b>Leisure Activities</b> How Russians spend their free time	8
<b>Alexander Pushkin</b> Russia's greatest poet	9
<b>Moscow Zoo</b> The largest zoo in the world offers the perfect day out	10
<b>Mushrooms</b> An old Russian tradition and a delicious recipe	11
<b>Sochi</b> The resort capital of Russia. Have fun on the Black Sea coast!	12

# Families

What is your home life like? How big is your family? Do your parents work? Do you live in a house or an apartment?

This week **Spotlight on Russia** talks to Anna (13) about her life in Moscow.

*Anna, can you tell us about your family?*

Well, my family is quite small. I haven't got any brothers or sisters. My grandmother lives with us, so all together there are four people in my family.

*Do you live in a house or an apartment?*

We live in a big apartment near the city centre. I love it here.

*Do your parents work?*

Yes, they both work. They are teachers. I am lucky because my grandmother looks after<sup>1</sup> me when they are at work. I often help her around the house and we go shopping together in the afternoons.

*What is it like being a child in Russia?*

We have a lot of fun, like most children, but winter makes our life a bit different. It gets very cold so we can't play outside. When it snows I go skiing and ice-skating. Little children also build snowmen and have snowball fights.

*Do you spend much time outside?*

When the weather is warm, we spend plenty of<sup>2</sup> time outside. At the weekends I love going on bike rides with my friends. I also enjoy trips to the countryside with my parents.

So, how do you like life in Moscow? Is your life the same as Anna's or different? Write in and tell us about yourself.

DISCUSS

- Compare your life to Anna's.

<sup>1</sup>takes care of

<sup>2</sup>much



ACTIVITY

- Work in pairs. Use the questions in bold to interview your partner. Record your dialogue.



# Dachas



Olga (11) - Murmansk

Are you a country lover or a city slicker<sup>1</sup>? Many Russians love the countryside. So every weekend they escape to their "dachas".

## But what's a "dacha"? *Spotlight on Russia* finds out more ...

Many Russian people have a plot<sup>2</sup> of land out in the country called a "dacha". They often have a small house where they can relax or grow fruit and vegetables in the garden.

Dachas are usually a few kilometres outside the city. So on Friday evening and Saturday morning thousands of cars, buses and local trains carry<sup>3</sup> millions of people to their dachas outside the city. People take bags, backpacks and small carts with what they need for a relaxing weekend at the dacha. You can often see cats and dogs in the cars as people usually take their pets with them.

People spend their weekends at their dachas during the spring,

summer and autumn. During the spring people clear the garden. Many people plant vegetables such as cucumbers, tomatoes, onions and potatoes while others prefer to grow flowers. In the summer, families swim and fish in nearby lakes and rivers. They also pick<sup>4</sup> fruit and berries which they use to make jam. Autumn is the most beautiful season at the dacha. All trees, grass and plants are green, red and yellow and there are a lot of colourful flowers.

During the long, cold Russian winters people can't wait to return to their dachas. There they can relax and get away from<sup>5</sup> the busy city life.

### DISCUSS

- Imagine you want to explain to your English pen friend what a dacha is. Use the information in the text to tell the class. Talk about:
  - what it is
  - where you can find it
  - how people use it
- Vote for the best picture. Give reasons.

- Write to us about your dacha and what you like doing there.

### ACTIVITY

<sup>1</sup>someone who lives and works in the city and is used to city life  
<sup>2</sup>small area <sup>3</sup>transport <sup>4</sup>collect <sup>5</sup>escape from

# Metro

When you visit Moscow, be sure to travel in style on one of the most amazing metro systems in the world. Read on to find out more.

## Spotlight on Russia visits Moscow's underground palace.

Moscow is the capital city of Russia. It is one of the largest cities in Europe. Around twelve million people live there. Many tourists visit Moscow every year to see its famous sights and fantastic architecture.

The most popular means of transport for locals and visitors is the metro. The Moscow metro is very fast. It has more than 250 stations around the city and it is always very busy. More than seven million passengers use it every day from 6am to 1am. Passengers can tell where a train goes from the voice of the announcers. All trains that go to the centre have a male voice and trains that go away from the centre have a female voice.

The metro goes to all **major**<sup>1</sup> sights. The Station Ploshchad Revolutsii takes you to the Kremlin and Red Square. The metro station Teatralnaya is near the Bolshoi and Maly Theatres. But the metro is also an attraction in itself. People call it "Underground Palace", because many stations are really beautiful with mosaic ceilings, wonderful chandeliers<sup>2</sup>, beautiful sculptures and brilliant paintings.

For a real life adventure, every visitor to this beautiful city should take a ride on the underground metro. It is one of Moscow's major tourist attractions.

### DISCUSS

- Is there a metro in your town? Compare it to the Moscow metro.
- Which means of transport do you use most? Why?

<sup>1</sup>important    <sup>2</sup>lights hanging from the ceiling



### ACTIVITIES

- In pairs decide where you are in Moscow. Ask for/tell the way to Moscow State University, Bolshoi Theatre, Botanic Garden, Gorky Central Park of Culture and Tsaritsino estate. The names on the metro map can help you. **ICT** [mosmetro.ru](http://mosmetro.ru)
- Do you enjoy travelling on the metro? What's your favourite station? Write in and tell us.

Hi!

**What do kids in Russia do every day? Is their life exciting?**

**Spotlight on Russia** talks to Marina Smirnova – a 12-year-old student from St Petersburg.

Hi, my name is Marina Smirnova. I'm 12 years old and I live in the beautiful city of St Petersburg. My daily routine is typical of most students my age.

I get up at 7:00 am and after a quick breakfast I walk to school. School starts at 8:30 am and finishes at 2:00 pm from Monday to Friday. There are 30 students in my class and every day we have 5-6 lessons. Each lesson lasts 45 minutes with a 10-minute break in between. My favourite lessons are History and Maths. They are both very interesting. We have lunch in the school canteen during the longer break in the afternoon. We have many exciting things to do at school after classes. On Tuesday and Thursday I have guitar lessons.

After school I go home and eat a snack before I start doing my homework. We always have lots of homework to do and it usually takes me 2-3 hours to finish it. Around 6 o'clock in the evening, I have dinner with my family. I enjoy this time because on weekdays it's the only chance we have to relax and be together as a family.

After dinner, I usually watch TV. I like watching sports and music shows. Sometimes I play a game of chess with my father. Most nights I go to bed at 10:30 pm and read for a while before I go to sleep.

DISCUSS

- What time do you usually wake up? Do you have late nights, or do you always go to bed early? Have you got a strict daily routine? What do you usually do every day? How different is it in different seasons?
- How similar is your daily routine to Marina's?

What kind of life do you lead? Write in and tell us.

ACTIVITY

# White Nights

Summer time in St Petersburg is very special - but why?

## **Spotlight on Russia** visits the 'Venice of the North'.

People often say that St Petersburg is the 'Venice<sup>1</sup> of the North'. This is because it is a beautiful city with 90 waterways, 42 islands and over 300 bridges. Every summer from June until July something wonderful happens in St Petersburg. It is a wonder of nature that Russians call the 'white nights'.

Visitors from all over the world travel to the city to see this. During the white nights

the sun does not set completely and a silver glow<sup>2</sup> fills the sky. This sight attracts tourists and locals who go outside to enjoy it and celebrate.

At night, crowds<sup>3</sup> of people sing and dance by the Neva River. They watch the bridges open as boats pass by and sometimes fireworks fill the sky. A visit to St Petersburg during that time is a fantastic experience.

The white nights are certainly a beautiful sight. Write to us about any other interesting event you know about. The best articles get to appear on our website.

DISCUSS

- What is special about St Petersburg? What happens at that time? Discuss in class.

ACTIVITY

- Work in pairs. Look at the picture. Imagine you are a tourist over there. What are you doing?

<sup>1</sup> Italian city with canals and <sup>2</sup> light <sup>3</sup> a large number of bridges

# Free time



How do people in Russia spend their free time and holidays? It's not all work and no play.

**Spotlight on Russia** finds out what leisure means to Russian people.

Russian people spend their spare<sup>1</sup> time in many different ways. One thing they all love is reading. Russians also love going to the cinema and the theatre.

When it comes to more active pastimes, skiing and ice-skating are very popular with people of all ages. In the winter, many people skate on frozen ponds and skating rinks. Ice-skating is one of Russia's most important sports. Russians are also famous for their ice hockey teams. Many of the top players in Canada and the United States are from Russia.

Other free-time activities include: hiking, mountain climbing, backpacking and canoeing. A lot of Russians take part in organised sport. Football is the favourite, but a lot of people also do gymnastics, or play volleyball and basketball.

In the summer chess games take place in parks. Some other hobbies are stamp collecting and there are thousands of stamp clubs.

People from different nationalities in Russia have their own traditional types of exercise. For example, the Yakuts of central Siberia are very good reindeer-sled racers and the Buryats in eastern Siberia love archery.

## DISCUSS

- Which are the Russians' favourite leisure activities?
- What are the favourite leisure activities of the people where you live?
- What do you do in your free time?

We are trying to find out what our readers like to do in their spare time. Be part of our big survey today. Write a short article/letter about what you do in your free time and send it to us.

## ACTIVITY



# National pride

Britain has Shakespeare, Germany has Goethe and Russia has Alexander Pushkin. He was a brilliant poet and writer, and a favourite with all Russian literature fans.

## Spotlight on Russia

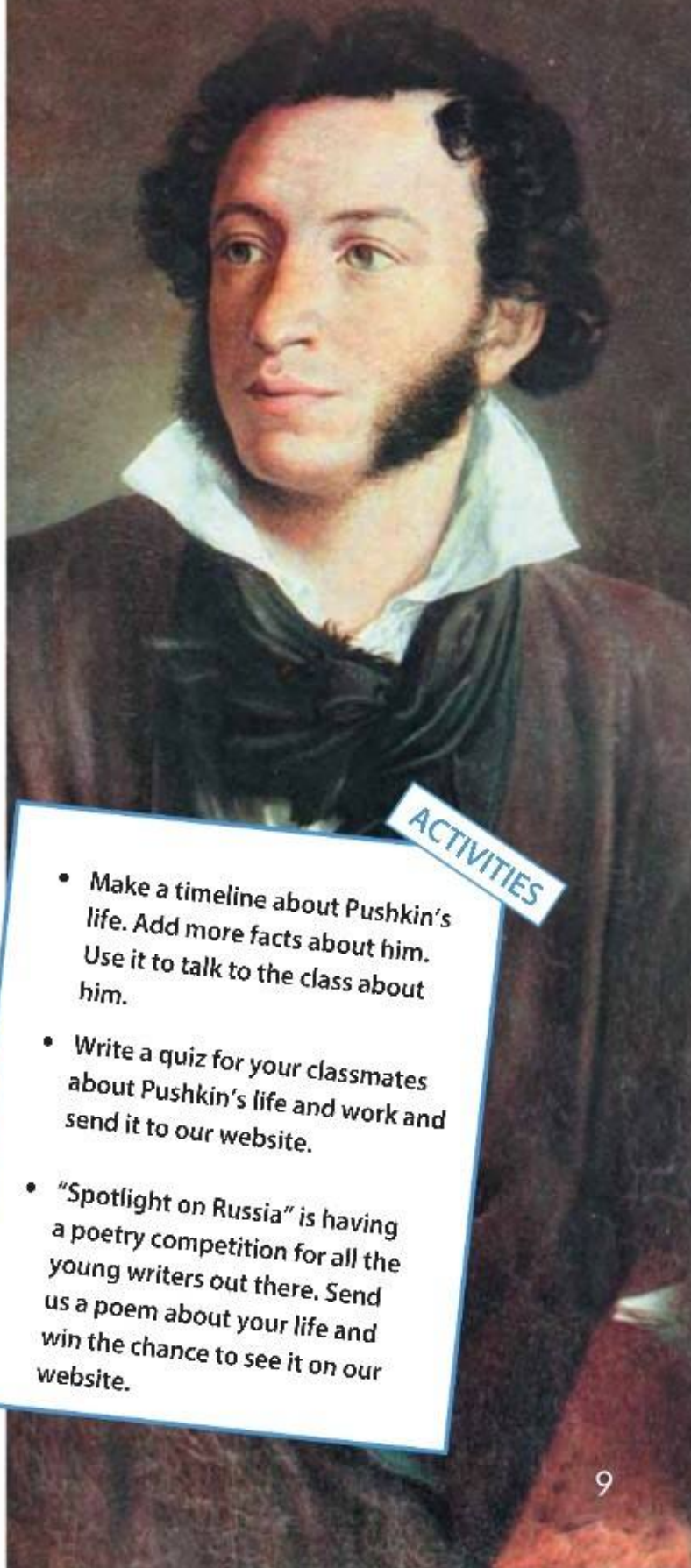
finds out more about this great Russian writer.

Alexander Pushkin was born in Moscow on 6th June 1799. From a young age his nurse taught him all about Russian folktales and traditions. Alexander wasn't a good student, but he loved to read and spent many hours in his father's library. He wrote his first poem at the age of 8 and published his first poem at 15.

His work was very different from the other writers at the time and this often got him into trouble with the Tsar and the government. For example, one of his most famous plays, *Boris Godunov* was only published years after he wrote it, for political reasons.

After marrying a young beautiful girl called Natalya Goncharova in 1831, he continued to write. Millions of people all over the world consider his novel, *Eugene Onegin*, his poem, *The Bronze Horseman* and his drama, *The Stone Guest*, to be masterpieces.<sup>1</sup>

Alexander Pushkin was only 37 when he died. He played a great part in 'The Golden Age of Russian Literature'. He's Russia's greatest poet and national pride.



### DISCUSS

- What's your favourite Pushkin's poem? What facts from Pushkin's biography do you remember?

<sup>1</sup>great works of art

### ACTIVITIES

- Make a timeline about Pushkin's life. Add more facts about him. Use it to talk to the class about him.
- Write a quiz for your classmates about Pushkin's life and work and send it to our website.
- "Spotlight on Russia" is having a poetry competition for all the young writers out there. Send us a poem about your life and win the chance to see it on our website.

# MOSCOW ZOO

Who would believe you can find tigers, monkeys, snakes and fish in the centre of the Russian capital?

**Spotlight on Russia** visits the Moscow Zoo.



Tigers, monkeys, snakes and fish in the very centre of the Russian capital! These creatures all live in the Moscow Zoo, one of the largest in the world! The Moscow Zoo covers an area of 21,5 hectares<sup>1</sup> which is home to 6000 of 1001 different species<sup>2</sup>. The zoo has also got many exotic animals and birds. Getting around the zoo is easy but get a map to make sure you see everything.

First, visit the Animal Island. There you can see Amur tigers, a white snow leopard, Himalayan bears, Asian lions and even an Australian emu which is almost two metres tall! The Aquarium is on the second floor of 'Animal Island' and it is full

of colourful fish in large aquariums. Don't miss the Night World exhibition too. This is a great chance for you to see night animals since they sleep during the day! For all young visitors, the Children's Zoo is a must! Children can see the heroes of their favourite fairy tales: the three piglets, the wolf and seven young goats and many other animals well known to all the kids.

Kids of all ages can also visit playgrounds and buy gifts from the souvenir shops. There are also cafés and picnic areas. All of these things make visiting the zoo a perfect day out!

## DISCUSS

- Imagine you visited the Moscow Zoo. What did you do and see there? Tell your partner.
- Describe your route around the Moscow Zoo using the picture. Say what you are watching.

<sup>1</sup> 1 hectare equals to 10,000 square metres

<sup>2</sup> kinds of animals

## ACTIVITY

- What's your favourite animal? Send us pictures and a short description for the Moscow Zoo contest.



# Mushrooms

You find them in every kitchen in Russia. What are they? ... Mushrooms, of course.

## Spotlight on Russia

finds out about this old Russian tradition.



## Mushrooms

Every year from July to October many Russian people go hunting<sup>1</sup> for mushrooms. It is a very old Russian tradition. Some people collect mushrooms to sell in shops and restaurants in the cities but most of them end up in the Russian kitchen. Housewives bake the mushrooms with sour cream in the oven, fry them in butter, or boil them in soups. Sometimes they cook them as a main dish, or mix them with cheese, yoghurt, beef or chicken. Let's look at the recipe Olga sent us.

Try making your own tasty Stuffed Mushrooms with the recipe Olga sent us.



### Ingredients:

- 10-12 large fresh mushrooms
- 1/4 cup grated cheese
- 1/2 cup soft cheese
- 1 tablespoon oil
- 1/2 tablespoon parsley
- 1 onion
- salt / pepper

### Directions

- 1 Clean mushrooms properly.<sup>2</sup>
- 2 Remove<sup>3</sup> stems. Chop them in small pieces.
- 3 Fry the stems in oil with onion.
- 4 Mix cheese, parsley and fried stems and onions.
- 5 Fill mushrooms with the mixture.
- 6 Cook under a hot grill for 15–20 minutes.

### DISCUSS

- What can you say about mushrooms in your family traditions?
- Read the article and find:
  - four verbs related to cooking
  - three dairy products
  - poultry
  - a type of meat

### ACTIVITY

- Did you like them? We are looking for more tasty recipes. Send your favourite to us.

<sup>1</sup>looking

<sup>2</sup>the right way

<sup>3</sup>get rid of



# Sochi

If you think Russia is all about snow and cold weather, you can be wrong. You can enjoy a warm sunny beach holiday in Sochi.

**Spotlight on Russia** visits Sochi – the resort capital of Russia.

The city of Sochi is a popular Russian holiday resort on the Black Sea coast. It is about 1,600 miles south of Moscow. The city is famous for its warm weather, beautiful landscapes, golden beaches and health spas. Every summer more than 1.5 million visitors from Russia and abroad<sup>1</sup> spend their holidays there. People travel to Sochi by both air and sea. It has got an international airport with flights to most major Russian cities, as well as Europe. Its port has a direct<sup>2</sup> sea link with many countries. It became more beautiful after the Olympic Games in 2014. Most tourists visit the city in the summer, but the winter season attracts skiers to the Krasnaya Polyana resort. As well as skiing, visitors can enjoy hunting, fishing and mountain climbing. There are also lots of festivals in Sochi and every year in June there is the international film festival. In the evening, Sochi is alive<sup>3</sup> with colourful street cafés and restaurants where you can eat delicious food.

Sochi is a city that has got something to offer everyone. Whether you want to spend time on the ski slopes or at the beach, Sochi is the ideal choice for you.

## DISCUSS

- What impressed you most about Sochi?
- What else do you know about Sochi?

## ACTIVITIES

- Collect information on another holiday resort in Russia and write an article about it. Write about:
  - location
  - what famous for
  - activities one can do
  - recommendation
- What was your best holiday? Write in and tell us about it.

<sup>1</sup>foreign countries

<sup>2</sup>straight

<sup>3</sup>crowded, noisy

# Грамматический справочник

## МОДУЛЬ 1

### Subject Personal Pronouns — Личные местоимения в именительном падеже

ЕД. ЧИСЛО	I	you	he	she	it
МН. ЧИСЛО	we	you	they		

Личные местоимения в именительном падеже употребляются перед глаголом вместо существительного/ имени собственного в качестве подлежащего.

I (я)	всегда пишется с прописной буквы;
you (ты, вы)	одинаково для ед. и мн. числа;
he (он)	говорим об одушевленных именах существительных;
she (она)	
it (он, она, оно)	говорим о предметах или животных
we, they (мы, они)	

### Глагол to be (быть, находиться, являться)

Глагол to be — единственный английский глагол, изменяющийся по числам и лицам. Его формы надо запомнить.

ЕДИНСТВЕННОЕ ЧИСЛО		МНОЖЕСТВЕННОЕ ЧИСЛО	
УТВЕРДИТ.	ОТРИЦАТ.	УТВЕРДИТ.	ОТРИЦАТ.
I am/I'm	I'm not	we are/ we're	we aren't
you are/ you're	you aren't	you are/ you're	you aren't
he is/he's	he isn't	they are/ they're	they aren't
she is/she's	she isn't		
it is/it's	it isn't		

ВОПРОСИТЕЛЬНАЯ		КРАТКИЕ ОТВЕТЫ	
Am	I ...?	Yes, I am.	No, I'm not.
Are	you ...?	Yes, you are.	No, you aren't.
	he ...?	Yes, he is.	No, he isn't.
Is	she ...?	Yes, she is.	No, she isn't.
	it ...?	Yes, it is.	No, it isn't.
Are	we ...?	Yes, we are.	No, we aren't.
	you ...?	Yes, you are.	No, you aren't.
	they ...?	Yes, they are.	No, they aren't.

I'm thirteen years old. *Мне тринадцать лет.* He is in his bedroom. *Он в своей спальне.* They are friends. *Они друзья.* При переводе на русский язык глагол to be в предложениях часто опускается.

### Plurals — Множественное число существительных

- Большинство существительных образуют форму множественного числа путем добавления окончания **-s**: a car — two cars.
- К существительным, оканчивающимся на **-s**, **-ss**, **-sh**, **-ch**, **-x**, **-o**, во множественном числе добавляется **-es**: buses, dresses, brushes, benches, boxes, tomatoes, etc.

- К некоторым существительным, оканчивающимся на **-o**, добавляется только **-s**: videos, photos.
- К существительным, оканчивающимся на гласную + **y**, добавляется **-s**: a boy — two boys.
- У существительных, оканчивающихся на согласную + **y**, во множественном числе **-y** заменяется на **-i** и добавляется **-es**: a berry — two berries.
- У существительных, оканчивающихся на **-f** или **-fe**, во множественном числе **-f** или **-fe** заменяется на **-v** и добавляется **-es**: leaf — leaves, knife — knives.
- **Исключения**: a man — men; a woman — women; a child — children; a foot — feet; a tooth — teeth; a mouse — mice.

### Possessive Case — Притяжательный падеж существительных

Притяжательный падеж употребляется для того, чтобы:

- показать принадлежность чего-либо кому-либо: Mary's bag — сумка Мэри;
  - показать отношения между двумя или более людьми: Tom's uncle — дядя Тома;
  - в названиях некоторых магазинов, учреждений: at the baker's — в булочной, at the florist's — в цветочном магазине, at Bob's — у Боба дома.
- Притяжательный падеж образуется с помощью окончания 's (для людей и животных): Jim's flat — квартира Джима; my cat's toy — игрушка моей кошки.

- к существительным в единственном числе добавляется 's: the girl's doll — кукла девочки; Rosa's car — машина Розы.
- если имя собственное оканчивается на **-s**, добавляется 's или только апостроф ('): Doris's hat or Doris' hat — шляпка Дорис.
- к существительным во множественном числе, оканчивающимся на **-s**, добавляется только апостроф ('): the girls' room — комната девочек.
- к существительным-исключениям во множественном числе добавляется 's: the children's books — книги детей.
- в конструкции *сущ. + сущ.* добавляется 's только к последнему существительному: Tom and John's room. — Комната Тома и Джона.

### Possessive Adjectives. Possessive Pronouns — Притяжательные местоимения. Абсолютная форма притяжательных местоимений

ЕД. ЧИСЛО					МН. ЧИСЛО		
I	you	he	she	it	we	you	they
my	your	his	her	its	our	your	their
mine	yours	his	hers	its	ours	yours	theirs

Абсолютная форма притяжательных местоимений употребляется без существительных. Притяжательные местоимения и абсолютная форма притяжательных местоимений употребляются, чтобы:

- определить принадлежность чего-либо кому-либо: This is my bike. *Это мой велосипед.* This bike is mine. *Этот велосипед мой.*
- показать отношения между двумя или более людьми: Derek is her brother. *Дерек — ее брат.*

## Глагол have (got) (иметь)

В разговорной речи глагол 'have got' используется преимущественно в сокращенной форме.

## УТВЕРДИТЕЛЬНАЯ ФОРМА

I've got	he's got	we've got
you've got	she's got	you've got
	it's got	they've got

## ОТРИЦАТЕЛЬНАЯ ФОРМА

I haven't got	he hasn't got	we haven't got
you haven't got	she hasn't got	you haven't got
	it hasn't got	they haven't got

## ВОПРОСИТЕЛЬНАЯ ФОРМА

## КРАТКИЕ ОТВЕТЫ

Have I/ you/ we/ they got?	Yes, I/ you/ we/ they have. No, I/ you/ we/ they haven't.
Has he/ she/ it got?	Yes, he/ she/ it has. No, he/ she/ it hasn't.

Глагол 'have got' употребляется, чтобы:

- показать принадлежность чего-либо кому-либо:  
He has got a ball. У него есть мяч.
- описывать людей, животных или предметы:  
She has got blue eyes. У нее голубые глаза.
- показать родственные отношения между людьми:  
I have got two sisters. У меня две сестры.

Часто предложения с 'have got' переводятся на русский язык без дословного перевода самого глагола ('иметь').

## МОДУЛЬ 2

## Ordinal Numbers – Порядковые числительные

Порядковые числительные отвечают на вопрос 'который?' и образуются от количественных при помощи **-th**: seven— seventh, ten—tenth, fifty-six—fifty-sixth.

Исключения: one — **first**; two — **second**; three — **third**.  
Составные порядковые числительные: 51st, 101st, 22nd, 382nd, 63rd, 6503rd.

## Правила правописания

- Следует запомнить: five-fifth, nine-ninth, twelve-twelfth, twenty/ thirty/ forty — twentieth/ thirtieth/ fortieth.
- В предложениях перед порядковыми числительными всегда употребляется артикль the или притяжательное местоимение:  
He took **the** first prize at the Olympic Games.  
Он получил первый приз на Олимпийских играх.  
It's **my** thirteenth birthday today.  
Сегодня мне тринадцать лет.
- В датах пишется: September 1, July 4, а читается the first of September — первое сентября; the fourth of July — четвертое июля.

## Some (something, somebody, someone)/ Any (anything, anybody, anyone)

**Some/any** образуют сложные местоимения **something/anything** (что-то), **somebody/someone, anybody/anyone** (кто-то).

Местоимения **some** и **any** употребляются с неисчисляемыми существительными (sugar, bread) и исчисляемыми существительными во множественном числе (pens, cars и т. д.): some bread — *немного хлеба*; some apples — *несколько яблок*.

- Some** выступает в значении *немного, несколько*.  
Употребляется в утвердительных высказываниях:  
I've got some money. У меня есть немного денег.  
I've got some books. У меня есть несколько книг.
- Any** и его производные употребляются в вопросах и отрицательных высказываниях: Have you got any money/books? У вас есть деньги/книги? No, I haven't got any money/books. Нет, у меня нет денег/книг. Is there anything under the table? Под столом что-то есть?
- Any** употребляется в утвердительных предложениях в значении *любой*.
- Some** и его производные употребляются в вопросах, когда мы предлагаем что-либо или просим о чем-либо:  
Would you like some coffee? Не желаете ли кофе?  
Can I have some coffee, please? Можно мне кофе, пожалуйста?  
There is somebody in the room.  
Let's go somewhere for dinner.

	Things	People	Places
some	something	somebody	somewhere
any	anything	anybody	anywhere
no	nothing	nobody	nowhere

## Prepositions of Place – Предлоги места

Предлоги места помогают определить местонахождение предмета/лица относительно других предметов/лиц: **on, under, in front of, behind, beside/next to, near, at, in, between, opposite**.

- at** употребляется:
  - в выражениях: at school/ university/ college, at work, at home;
  - в адресах, когда речь идет о номере дома: at 20, Oxford Street;
- in** употребляется:
  - в выражениях: in the middle of, in the air, in the sky, in bed, in hospital, in prison, in a newspaper/ magazine, in a picture;
  - с названиями городов, стран и континентов: in Moscow, in England, in Europe, in Australia;
- on** употребляется:
  - в выражениях: on the left, on the right, on the first floor.

## Prepositions of Time – Предлоги времени

AT	ON
время: at 7 o'clock праздники: at Christmas, at Easter, at the weekend в выражениях: at the moment, at present, at dawn, at noon, at night, at midnight	дни: on Monday, on New Year's Day даты: on May 6th время дня: on Tuesday evening прилагательное + day: on a hot day

## IN

месяцы: in September  
 времена года: in (the) winter/spring/autumn  
 годы: in 2020  
 века: in the 20th century

в выражениях: in the morning/afternoon/evening, in an hour, in a minute/in a week/in a few days/in a month in a year (через ...)

## МОДУЛЬ 3

## The Imperative – Повелительное наклонение глаголов

- Повелительное наклонение глаголов совпадает с инфинитивом без частицы **to**: *Sit down! Садитесь!*
- Отрицательная форма повелительного наклонения образуется при помощи **Do not/Don't** и инфинитива: *Do not/Don't talk to him! Не разговаривай(те) с ним!*
- Повелительное наклонение всегда обращено ко второму лицу единственного или множественного числа: *Take your books. Возьми(те) свои книги.*
- Повелительное наклонение употребляется, чтобы:
  - отдавать приказание: *Stop that noise! Прекратите шум!*  
*Stop shouting! Перестаньте кричать!*
  - давать указания/инструкции: *Cut the paper in two pieces. Разрежь(те) бумагу на две части;*
  - предлагать что-либо: *Have some cake. Возьмите кусочек торта.*
  - просить о чем-либо. Мы обычно добавляем слово **please** в начале или в конце предложения: *Be quiet, please! или Please be quiet! Тише, пожалуйста!*

## Modal Verbs – Модальные глаголы can/can't, be able to; may; should

## УТВЕРДИТЕЛЬНАЯ ФОРМА

I (you, he, she, it, we) they **can/may** walk.

## ОТРИЦАТЕЛЬНАЯ ФОРМА

I (you, he, she, it, we) they **can't/may not** walk.

## ВОПРОСИТЕЛЬНАЯ ФОРМА

**Can/may** I (you, he, she, it, we, they) walk?

## КРАТКИЕ ОТВЕТЫ

Yes, I (you, he, she, it, we) they **can/may**.  
 No, I (you, he, she, it, we) they **can't/may not**.

Модальные глаголы **can, may, should** не изменяются по лицам и числам и за ним всегда следует смысловой глагол без частицы **to**.

## Употребление

- **Can** употребляется чтобы:
  - показать способность/умение: *I can sing!*
  - попросить кого-либо что-либо для нас сделать: *Can you open the door, please? Откройте дверь, пожалуйста!*

- **Can/may** употребляется, чтобы:
  - попросить что-либо: *Can I have a piece of cake, please? Можно мне кусочек торта?*
  - попросить разрешения сделать что-либо: *Can we play on the computer, please? Мы можем поиграть на компьютере?*
- **Can't** употребляется, чтобы:
  - выразить запрет: *You can't turn left here! Здесь нельзя повернуть налево!*
- **Can** не употребляется в будущем времени, вместо него используется выражение **be able to**: *He will be able to ride a bike in 2 years.*
- **Should (should not)** употребляется для выражения совета, рекомендации. *You should be careful on the road. Should I ride a bike there?*

## Relative Pronouns – Относительные местоимения

Относительные местоимения используются для связи главного предложения с придаточным определительным:

- **who/that** употребляются по отношению к лицам: *Tom who lives in a small village is a famous painter. Том, который живет в маленьком городке, известный художник.*
- **which/that** употребляются по отношению к неодушевленным предметам: *They designed a game which/that makes learning Maths simple. Они создали игру, которая облегчает изучение математики.*
- **whose** употребляется по отношению к людям, животным, предметам, чтобы выразить принадлежность: *That's the girl whose father is a racing car driver. Это девочка, отец которой гонщик.*

## МОДУЛЬ 4

## Present Simple – Настоящее простое время

## УТВЕРДИТЕЛЬНАЯ ФОРМА

I/you/we/you/they **work**. He/she/it **works**.

## ОТРИЦАТЕЛЬНАЯ ФОРМА

I/you/we/they **don't work**. He/she/it **doesn't work**.

## ВОПРОСИТЕЛЬНАЯ ФОРМА

**Do** I/you/we/they **work**? Yes, I/you/we/they **do**.  
 No, I/you/we/they **don't**.  
**Does** he/she/it **work**? Yes, he/she/it **does**.  
 No, he/she/it **doesn't**.

**Present Simple** образуется при помощи основной формы глагола (инфинитива). В утвердительной форме в третьем лице единственного числа к глаголу добавляется **-s**. В вопросах и отрицаниях используется вспомогательный глагол **do/don't** с **I, you, we** и **they** и **does/doesn't** с **he, she** и **it**. **-s** не добавляется к смысловому глаголу, когда присутствует вспомогательный **does/doesn't**.

## Грамматический справочник

Does Harry Potter go to school?  
Where does Harry usually have breakfast?  
Who looks after Harry?  
Does Harry sleep in his room or in a dungeon?  
Teenagers like books and films about Harry Potter, don't they?

### Правила правописания

- К большинству глаголов в третьем лице единственного числа добавляется **-s**: *work — works.*
- К глаголам, оканчивающимся на **-ss, -sh, -ch, -x** и **-o**, добавляется **-es**: *miss — misses, go — goes.*
- У глаголов, оканчивающихся на согласную + **y, -y** заменяется на **-i** и добавляется **-es**: *study — studies.*
- К глаголам, оканчивающимся на гласную + **y**, добавляется **-s**: *play — plays.*

### Употребление

**Present Simple** употребляется, когда речь идет о:

- регулярно повторяющихся, повседневных действиях:  
*She usually plays tennis at the weekend.*  
*Она обычно играет в теннис по выходным.*
- постоянных состояниях:  
*She likes apples.* *Она любит яблоки.*
- непреложных истинах и законах природы:  
*The sun sets in the west.* *Солнце садится на западе.*

Указатели времени (сигналы), употребляемые с **Present Simple**: *every day/week/month/year, at night, in the morning/afternoon/evening, on Monday(s)/Tuesday(s)*, наречия частотности (*never, seldom, rarely, sometimes, often, usually, always*).

## Time Words — слова-связки

Ряд союзов и наречий времени обеспечивают логическую/временную связь между предложениями и частями предложений. К ним относятся: **and, then, after that, when, before, later** и т. д.

*Think before you start working.*

*Подумай прежде чем начнешь работать.*

## Adverbs of Frequency — Наречия частотности

never никогда	seldom/rarely редко	sometimes иногда
often часто	usually обычно	always всегда

- С **Present Simple** употребляются наречия частотности. Они показывают, как часто что-либо происходит. В предложениях они занимают место перед смысловым глаголом, но после глагола **to be**, а также после вспомогательных и модальных глаголов (*can, do* и т. д.).

*I usually work on Sundays.* *Я обычно работаю по воскресеньям.* *He is always late for school.* *Он всегда опаздывает в школу.* *He can never wake up before 10 o'clock.* *Он никогда не может проснуться раньше 10 утра.*

## Reflexive pronouns — Возвратные местоимения

### ВОЗВРАТНЫЕ МЕСТОИМЕНИЯ

myself	himself	ourselves
yourself	herself	yourselves
	itself	themselves

### Употребление

- Возвратные местоимения употребляются, когда подлежащее и дополнение являются одним лицом.  
**Tim cut himself.** *Тим порезался.*
- Возвратные местоимения употребляются, чтобы подчеркнуть, что действие совершено самостоятельно, без посторонней помощи.  
**Karen will cut the cake herself.**  
*Кэрин сама порежет торт.*  
Иногда в этом значении перед возвратным местоимением употребляется **by**.  
**He did the shopping by himself.**  
*Он сам ходил за покупками.*

### Примечание

Глаголы **dress, wash, hide** в возвратном значении употребляются без возвратных местоимений.  
*Have you dressed? Hide behind the bush!*

## МОДУЛЬ 5

### Present Continuous — Настоящее продолженное время

**Present Continuous** образуется при помощи вспомогательного глагола **to be** в личной форме (**am, is, are**) и смыслового глагола с окончанием **-ing**. В связной речи **Present Continuous** употребляется в сокращенной форме.

### УТВЕРДИТЕЛЬНАЯ ФОРМА

I'm	} playing	I'm not playing	} isn't playing
You're		You aren't playing	
He's		He	
She's		She	
It's		It	
We're		We	
You're	You	} aren't playing	
They're	They		

### ВОПРОСИТЕЛЬНАЯ ФОРМА

Am I playing?	Yes, I am.
Are you playing?	Yes, you are.
Is { he } playing?	Yes, he/she/it is.
Is { she } playing?	Yes, we/you/they are.
Is { it } playing?	No, I'm not.
Are { we } playing?	No, you're not.
Are { you } playing?	No, he/she/it isn't.
Are { they } playing?	Yes, we/you/they aren't.

**Правила правописания**

- В глаголах, оканчивающихся на **-e**, опускается **-e** и добавляется **-ing**: write — writing.
- В односложных глаголах с гласной между двумя согласными удваивается последняя согласная и добавляется **-ing**: sit — sitting, swim — swimming.
- В глаголах, оканчивающихся на **-l**, удваивается **-l** и добавляется **-ing**: travel — travelling.
- В глаголах, оканчивающихся на **-ie**, **-ie** заменяется на **-y** и добавляется **-ing**: lie — lying, die — dying.

**Употребление**

**Present Continuous** употребляется, когда речь идет о:

- действиях, происходящих сейчас, в момент речи:  
*What is he doing? Что он делает?*  
He's reading a book now. *Он читает книгу сейчас.*
- действиях, происходящих в текущий период времени, но необязательно в момент речи:  
He is doing the project this week, isn't he? *Он делает проект на этой неделе, не так ли?*  
I'm working for my exam.  
*Я готовлюсь к экзамену.*
- запланированном действии в будущем:  
Are you visiting your granny this weekend or next month? *Ты навестишь свою бабушку в эти выходные или в следующем месяце?*  
I'm playing tennis on Saturday. *В субботу я буду играть в теннис (согласно плану).*

**Present Continuous** также используется для выражения эмоциональных состояний (раздражения):

- You are always losing keys. *Ты постоянно теряешь ключи.*

Указатели времени (сигналы), употребляемые с **Present Continuous**: now, at the moment, these days, at present, always, tonight, still.

**МОДУЛЬ 6****Present Simple в сравнении с Present Continuous**

- **Present Simple** употребляется для описания регулярных и повседневных действий, привычек и постоянных состояний: Sarah starts school at 8 o'clock *(повседневное действие)*. Sara starts to learn at 8 o'clock. *Сара начнет учиться в 8 утра.* Does he like coffee in the morning *(привычка)*? He likes coffee in the morning. *Он любит кофе по утрам?* He lives near the hospital *(постоянное состояние)*. He lives near the hospital. *Он живет около больницы.*
- **Present Continuous** употребляется для описания действий, происходящих в момент речи, или действий, имеющих временный характер: Peter is watching TV at the moment *(момент речи)*. Peter is watching TV at the moment. *Питер сейчас смотрит телевизор.* What is he

studying at University? *(временное действие)*  
What is he studying at University?  
*Что он изучает в университете?*

**Stative Verbs — Глаголы состояния**

Некоторые глаголы не образуют формы **Present Continuous**, поскольку они описывают состояние, а не действие (например, **like, want, know, love**):

I want a rabbit. (NOT: I'm wanting a rabbit.)  
Pete loves basketball. (NOT: Pete is loving basketball.)  
Jenny likes cats. (NOT: Jenny is liking cats.)  
I know the answer. (NOT: I am knowing the answer.)

**Past Continuous — Прошедшее продолженное время**

**Формообразование:** **Past Continuous** образуется при помощи вспомогательного глагола **to be** в **Past Simple (was/were)** и смыслового глагола с окончанием **-ing (Participle I)**:

They were singing and dancing at this time last night. *Они пели и танцевали в это время вчера вечером.*

What were the children doing, when Dad came back home? *Что делали дети, когда папа вернулся домой?*

**Употребление:**

- для описания действия, которое происходило в определенное время в прошлом. *At 5 o'clock yesterday they were meeting in the bookclub.* *Вчера в 5 часов они встречались в клубе книголюбов.*
- для описания действия, которое происходило в прошлом и которое было прервано другим действием. **Past Continuous** употребляется для описания действия в развитии/процессе (длительное действие), а **Past Simple** — для описания действия, которое прервало его (краткое действие). *We were playing Monopoly when my friend phoned.* *Мы играли в «Монополию», когда позвонил мой друг.*

**МОДУЛЬ 7****Past Simple — Прошедшее простое время**

**Past Simple** правильных глаголов образуется путем добавления **-ed** к инфинитиву.

**УТВЕРДИТЕЛЬНАЯ ФОРМА**

I/ you/ he/ she/ it/ we/ they worked/went.

**ОТРИЦАТЕЛЬНАЯ ФОРМА**

I/ you/ he/ she/ it/ we/ they didn't work/go.

**ВОПРОСИТЕЛЬНАЯ ФОРМА**

Did I/you/he/she/it/we/they **work/go**?

**КРАТКИЕ ОТВЕТЫ**

Yes, I/you/he etc **did**. No, I/you/he etc **didn't**.

**Правила правописания**

- В глаголах, оканчивающихся на **-e**, добавляется только **-d**: like – **liked**.
- В глаголах, оканчивающихся на согласную + **y**, **-y** заменяется на **-i** и добавляется **-ed**: study – **studied**.
- В односложных глаголах с гласной между двумя согласными удваивается последняя согласная и добавляется **-ed**: stop – **stopped**.
- В глаголах, оканчивающихся на **-l**, **-l** удваивается и добавляется **-ed**: travel – **travell**ed****.

В английском языке есть большая группа неправильных глаголов, которые образуют форму **Past Simple** не путем добавления **-ed**: go – went, see – saw, drink – drank, etc. Их следует запомнить. Они образуют вопросы и отрицания также при помощи did/did not (didn't) и основной формы смыслового глагола.

He saw her. – Did he see her? – He didn't see her.  
Он видел ее. – Видел ли он ее? – Он ее не видел.

**Употребление**

**Past Simple** употребляется, когда речь идет о действиях, которые происходили в прошлом.

Указатели времени (сигналы), употребляемые с Past Simple: yesterday, last Monday/month/week, two days/weeks ago.

**Все типы вопросов в Past Simple**

*The creators of Superman were high school students. Were they high school students? Yes, they were. The high school students created Superman, didn't they? Yes, they did. What did the high school students create? They created a new hero, Superman. Were they high school students or did they go to primary school? They were high school students.*

**МОДУЛЬ 8**

**Modal Verbs – Модальные глаголы must/mustn't/can't**

- **must** употребляется, чтобы выразить обязательство и необходимость: You must listen to your teacher. *Ты должен слушать учителя.*
- **mustn't** и **can't** употребляются, чтобы выразить запрет: You mustn't talk at the lesson. *Ты не должен/тебе нельзя болтать на уроке.* You can't enter the building after 8.00 pm. *Вы не*

*можете/Вам нельзя входить в здание после 8 вечера.*

**have to/ don't have to, need/needn't**

- **have to (должен, вынужден)** употребляется, чтобы выразить вынужденность, необходимость действия согласно обстоятельствам: We have to be at the school at 9.00 o'clock. *Мы должны (вынуждены) быть в школе в 9 часов.*
- **don't have to/needn't** употребляются, чтобы выразить отсутствие необходимости: You don't have to/you needn't wash the dishes. I'll do it. *Тебе не нужно мыть тарелки. Я сделаю это.* You don't have to/needn't worry. *Тебе не стоит беспокоиться.*
- В утвердительной форме глагол **need (to do)** является смысловым, а не модальным. Do you need to go to stadium? – *Тебе нужно идти на стадион?*

**Comparisons: Adjectives and Adverbs – Степени сравнения прилагательных и наречий**

Прилагательные имеют две степени сравнения: сравнительную и превосходную.

ПОЛОЖИТЕЛЬНАЯ	СРАВНИТЕЛЬНАЯ	ПРЕВОСХОДНАЯ
young молодой	-er younger моложе, более молодой	(the) -est (the) youngest самый молодой
interesting интересный	more interesting интереснее, более интересный	(the) most (the) most interesting самый интересный

- Мы используем прилагательные в положительной степени в сравнительных конструкциях **as ... as**, **not as ... as/not so ... as**: She is as pretty as her sister. *Она такая же хорошенькая, как и ее сестра.* My suitcase is not as heavy as yours. *Мой чемодан не такой тяжелый, как твой.*
- Сравнительная степень + **than** используется для сравнения двух людей/предметов/объектов: She is older than her brother. *Она старше своего брата.* It's colder today, than it was yesterday. *Сегодня холоднее, чем вчера.*
- Превосходная степень + **of/in** используется при сравнении трех и более людей/предметов/объектов: Tom is the tallest boy in his basketball team. *Том — самый высокий мальчик в баскетбольной команде.*

- Односложные и двусложные прилагательные на **-y, -er** образуют сравнительную степень путем добавления **-er**, а превосходную **-est**:  
tall — taller — (the) tallest;  
pretty — prettier — (the) prettiest;  
clever — cleverer — (the) cleverest.
- Многосложные прилагательные образуют сравнительную степень с помощью **more**, а превосходную с помощью слова **most**: beautiful — more beautiful — (the) most beautiful.
- Артикль **the**, употребляемый перед прилагательным в превосходной степени, относится к определяемому существительному: the tallest boy in the class — *самый высокий мальчик в классе*; the most interesting book — *самая интересная книга*.

**Правила правописания**

- К односложным прилагательным, оканчивающимся на **-e**, добавляется: в сравнительной степени **-r**, в превосходной **-st**: safe — safer — (the) safest.
- В двусложных прилагательных, оканчивающихся на **-y, y** заменяется на **-i** и добавляется **-er** или **-est**: early — earlier — (the) earliest.
- В двусложных прилагательных с кратким гласным между двумя согласными, конечная согласная удваивается и добавляется **-er** или **-est**: big — bigger — (the) biggest.  
Степени сравнения наречий образуются аналогично степеням сравнения прилагательных.

ПОЛОЖИТЕЛЬНАЯ	СРАВНИТЕЛЬНАЯ	ПРЕВОСХОДНАЯ
early рано	<b>-er</b> earlier раньше	<b>-est</b> earliest раньше всех

*He came later than me this morning. Он пришел раньше меня сегодня утром.*

- Двусложные и многосложные наречия (*quickly, slowly, actively, regularly, quietly*):

ПОЛОЖИТЕЛЬНАЯ	СРАВНИТЕЛЬНАЯ	ПРЕВОСХОДНАЯ
quickly быстро	more quickly быстрее	most quickly быстрее всех

*You should do morning exercises more regularly to keep fit.*

*Чтобы быть в форме, тебе нужно делать утреннюю зарядку более регулярно/регулярнее.*

**Исключения (прилагательные/наречия).**

good/well — better — best  
bad/badly — worse — worst  
much/many — more — most  
little — less — least  
far — farther (о расстоянии)/further (о времени) — farthest/furthest

**МОДУЛЬ 9**

**Uncountable Nouns (Quantity) — Неисчисляемые существительные: обозначение количества**

Неисчисляемые существительные не имеют формы множественного числа. К ним относятся: **cheese, sugar, butter, salt, rain, snow, water, coffee, tea, milk, orange juice, lemonade, etc.**

Следующие слова используются с соответствующими неисчисляемыми существительными для обозначения количества: **jar, bottle, piece, loaf, cup, bar, glass, kilo, carton, bowl, can, jug, slice, tin, packet, etc:** a jar of marmalade, a bottle of water.

**Much/ Many/ A lot of/ A few/ A little**

	Исчисляемые существительные	Неисчисляемые существительные
<b>УТВЕРЖДЕНИЕ</b>	a lot (of)	a lot (of)
<b>ВОПРОС</b>	(how) many	(how) much
<b>ОТРИЦАНИЕ</b>	many	much
<b>ВСЕ ТИПЫ</b>	a few	a little

**Употребление**

- **A lot of** употребляется в утверждениях с исчисляемыми и неисчисляемыми существительными: She's got a lot of/ lots of books. *У нее много книг.* There's a lot of milk in the fridge. *В холодильнике много молока.*
- **Much** употребляется в вопросах и отрицаниях с неисчисляемыми существительными, например: How much money have you got? *Сколько у тебя денег?* There isn't much milk in the jar. *В кувшине не много молока.*
- **Many** употребляется с исчисляемыми существительными во множественном числе в вопросах и отрицаниях: Are there many books on the shelf? *На полке много книг?* There aren't many books on the shelf. *На полке не много книг.*
- В вопросах с неисчисляемыми существительными употребляется **how much**, а с исчисляемыми **how many**: How much sugar do we need? *Сколько сахара нам нужно?* How many boys are there in your class? *Сколько мальчиков в вашем классе?*
- **A few** употребляется с исчисляемыми существительными, а **a little** с неисчисляемыми в значении (несколько/немного) в утверждениях, вопросах и отрицаниях:



Грамматический справочник

There is a little water in the glass.  
*В стакане немного воды.*  
 There are a few flowers in the vase.  
*В вазе несколько цветов.*

**Present Perfect – Настоящее совершенное время**

**Present Perfect** (have + Past Participle) употребляется для обозначения:

- действия, завершившегося к моменту речи, связанного с настоящим через результат. *I have seen this film. Я видел этот фильм. Natasha has been to Sochi twice. Наташа дважды была в Сочи.*
- действия, начавшегося в прошлом и продолжающегося до сих пор, особенно с глаголами состояния, такими, как *be, have, like, know, etc.* *I have known her for eight years. Я знаю ее восемь лет.*

**Указатели времени (сигналы), употребляемые с Present Perfect:**

- **already** (уже): *I have already finished my breakfast. Я уже позавтракал*
- **just** (только что): *My little brother has just finished breakfast. Has he eaten everything? Мой младший брат только что позавтракал. Он съел всё?*
- **yet** (ещё не, уже): *Have you done your homework yet? Ты уже сделал домашнее задание?*
- **ever** (когда-нибудь): *Have you ever been to Siberia? Ты когда-нибудь бывал в Сибири?*
- **never** (никогда): *I have never seen this film. Я никогда не смотрел этот фильм.*
- **since** (с определённого момента в прошлом): *I haven't seen her since last winter. Я не видел ее с прошлой зимы.*
- **for** (в течение): *I've had this bike for 3 years. У меня этот велосипед уже три года.*

**МОДУЛЬ 10**

**be going to (собираться, намереваться)**

УТВЕРЖДЕНИЕ	ОТРИЦАНИЕ
I'm going to leave you're going to leave he } she } 's going to leave it } we } you } 're going to leave they }	I'm not going to leave you aren't going to leave he } she } isn't going to leave it } we } you } aren't going to leave they }

ВОПРОС	КРАТКИЕ ОТВЕТЫ
Am I going to leave? Are you going to leave? Is he/she/it going to leave? Are we/you/they going to leave?	Yes, I am./ No, I am not. Yes, you are./ No, you aren't. Yes, he/ she/ it is. No, he/ she/ it isn't. Yes, we/ you/ they are. No, we/ you/ they aren't.

**Be going to** употребляется, когда речь идет о:

- планах и намерениях на ближайшее будущее:  
*I'm going to play football this afternoon.*  
*Днем я собираюсь поиграть в футбол.*
- когда есть доказательство, что что-либо произойдет в ближайшем будущем:  
*The bike brakes don't work. The boy is going to fall down.*  
*Тормоза велосипеда не работают. Мальчик сейчас упадет.*

**Expressing future action — Выражение значения будущего be going to / Future Simple / Present Continuous**

**Употребление**

- **be going to** употребляется для выражения:
  - планов на будущее, намерений  
*Bob is going to visit Russia next summer. Боб собирается поехать в Россию следующим летом. Is he going to join us? Он собирается присоединиться к нам?*
  - прогнозов, основанных на очевидном:  
*There are clouds in the sky. It's going to rain. На небе тучи. Собирается дождь.*
- **will (Future Simple)** употребляется для выражения:
  - решений, принятых в момент речи:  
*This suitcase is very heavy. I'll help you. Этот чемодан очень тяжелый. Я вам помогу.*
- **Present Continuous** употребляется для выражения конкретного запланированного действия:  
*Dad is taking us to the Bolshoi Theatre on Sunday. (He has got tickets.) Папа ведёт нас в Большой театр в воскресенье. (У него уже есть билеты.)*

**Все типы вопросов на примере Future Simple:**

- **общий вопрос (yes / no-question)**  
**Will you help me?**
- **специальный вопрос (wh-question)**  
**When will you go to the beach? Who will she go with?**
- **вопрос к подлежащему**  
**Who will join us for a picnic?**
- **альтернативный вопрос — вопрос выбора (alternative question)**  
**Will John go to the mountains for his holiday or will he stay at home?**
- **разделительный вопрос (tag-question)**  
**Ann will help me, won't she? Ben won't go skiing, will he?**



# Song Sheets

## Module 1

- 1** Read the first line of the song. Why is the singer lucky? Think of two reasons. Listen, read and check.

### FAMILY

I'm lucky to have a family  
They truly mean the world to me  
It doesn't matter what I do  
Their love for me is always true

*My family, my family,  
They are always there for me  
We all agree it's good to be  
A happy family*

Look around and you will see  
Everyone needs family  
When you're sad or feeling blue  
Your family is there for you



- 2** How many members are there in your family? How do you feel towards them? Do you feel lucky to have a family? Why?


## Module 3

- 1** Look at the title and the key phrases. What is the song about? Read, listen and check.

- like a movie star • feel free • cool car
- put the seatbelt on
- wind the windows down • get out of town




When I drive down the road  
In my nice new car  
I feel so good  
Like a movie star  
I can go anywhere  
I feel so free  
So get in the car  
Come for a drive with me  
Cool car, hot wheels  
Driving down the street  
Cool car, hot wheels  
I'm in the driver's seat  
Put your seatbelt on  
And wind the windows down  
Let's go for a drive  
And get out of town  
There are no red lights  
They're all green today  
So let's wave goodbye  
And be on our way

- 2**  Read the song and find the words which rhyme.

- |                  |                 |
|------------------|-----------------|
| 1 car - .....    | 4 down - .....  |
| 2 free - .....   | 5 today - ..... |
| 3 street - ..... |                 |

## Module 4

- 1** Read the title of the song. Think of two reasons why the day is perfect. Listen and read. Were your guesses correct?



**Perfect Day**

*It's a perfect day today  
Nothing's going wrong  
I really hope it stays this way  
Perfect all day long*

It's Saturday and there's no school  
Saturdays are really cool  
I can relax and meet my friends  
I hope today never ends

*It's a perfect day today  
Nothing's going wrong  
I really hope it stays this way  
Perfect all day long*

It's a perfect day, so I can't lose  
I can do whatever I choose  
I look good and I feel fine  
And the whole of the day is mine

- 2** What does the singer like to do on Saturdays? How does the singer 'look' and 'feel'?
- 3** Which phrase/sentence best describes the picture?

## Module 8

- 1** Say three things you do at the weekend. Read and listen. Are any of your weekend activities mentioned in the song?



Let's have a picnic  
Let's eat out  
That's what the weekend  
Is all about  
Let's go skiing  
What a great idea  
I'm so glad  
That the weekend is here

The weekend is here  
So come on everyone  
Spend the weekend with me  
It's going to be fun

I love Saturday  
And Sunday too  
The weekend is great  
There's so much to do  
Let's have a party  
And invite all our friends  
I'm so happy  
I love weekends

- 2** Read the song and find four things they can do at the weekend.
- 3** Which of the activities do you like to do?

## Module 9

**1** Which of the ingredients in the pictures are mentioned in the song? Listen and say.

# I Cooking



We've got a lot of mushrooms  
And we've got a lot of meat  
Let's make something  
Really good to eat

I love cooking  
I can fry and boil and bake  
Just give me a recipe  
There's nothing I can't make

We've got a lot of onions  
And we've got a lot of rice  
Let's make dinner  
It will be so nice



**2** Read the song and find three cooking verbs.

**3** What type of meal is the singer describing?

# Word List

## MODULE 1a

### 1a Family Members

age /eɪdʒ/ (n) возраст  
 aunt\* /ɑːnt/ (n) тетя  
 big /bɪɡ/ (adj) большой  
 brother /brʌðə/ (n) брат  
 child /tʃaɪld/ (n) ребенок  
 children /tʃɪldrən/ (n pl) дети  
 cousin /kʌzɪn/ (n) двоюродный брат/  
 двоюродная сестра  
 curly /kɜːli/ (adj) кудрявый  
 daughter /dɔːtə/ (n) дочь  
 dad /dæd/ (n) папа  
 fair /feə/ (adj) светлый  
 fat /fæt/ (adj) толстый  
 grey /greɪ/ (adj) седой  
 hair /heə/ (n) волосы  
 height /haɪt/ (n) рост  
 husband /hʌzbənd/ (n) муж  
 long /lɒŋ/ (adj) длинный  
 middle aged /mɪdʒɪ eɪdʒd/ (adj) среднего  
 возраста  
 mum /mʌm/ (n) мама  
 old /əʊld/ (adj) старый  
 parents /peərənts/ (n pl) родители  
 short /ʃɔːt/ (adj) короткий  
 sister /sɪstə/ (n) сестра  
 slim /slɪm/ (adj) стройный  
 son /sʌn/ (n) сын  
 straight /streɪt/ (adj) прямой  
 twins /twɪnz/ (n) близнецы  
 uncle /ʌŋkəl/ (n) дядя  
 wavy /weɪvi/ (adj) волнистые (о волосах)  
 weight /weɪt/ (n) вес  
 wife /waɪf/ (n) жена  
 young /jʌŋ/ (adj) молодой

be in one's early sixties быть немногим  
 старше 60

be in late thirties быть немногим младше 40

be in mid twenties быть в возрасте 25 лет

be married to smb быть женатым, замужем  
 за кем-либо

facial features черты лица

### 1b Who are you?

address /ədres/ (n) адрес  
 camera /kæmərə/ (n) фотоаппарат  
 computer /kəmpjʊtə/ (n) компьютер  
 nationality /næʃənælɪti/ (n) национальность  
 postcode /pəʊstkaʊd/ (n) почтовый индекс  
 skateboard /skeɪtbɔːd/ (n) скейтборд

surname /sɜːneɪm/ (n) фамилия

watch /wɒtʃ/ (n) часы

alarm clock будильник

credit card кредитная карта

date of birth дата рождения

driving licence водительское удостоверение

expiry date дата истечения срока действия

full name полное имя

home address домашний адрес

identity card удостоверение личности

identification number идентификационный  
 номер

join a club вступать в клуб

membership card членский билет (карта)

telephone number телефонный номер

register at the library записываться в  
 библиотеку

### 1c My country

Brazil /breɪzɪl/ (n) Бразилия

Brazilian /breɪzɪliən/ (adj; n) бразильский;  
 бразилец

Britain /brɪtən/ (n) Великобритания

British /brɪtɪʃ/ (adj; n) британский; британец

Chile /tʃɪli/ (n) Чили

Chilean /tʃɪliən/ (adj; n) чилийский; чилиец

compass /kəmˈpɑːs/ (n) компас

desert /dezət/ (n) пустыня

east /iːst/ (n) восток

exactly /ɪɡzæktli/ (adv) точно

German /dʒɜːmən/ (adj; n) немецкий; немец

Germany /dʒɜːməni/ (n) Германия

include /ɪnˈkluːd/ (v) включать

Japan /dʒəˈpæn/ (n) Япония

Japanese /dʒəˈpeɪniːz/ (adj; n) японский; японец

location /ləʊkeɪʃən/ (n) местонахождение

mountains /maʊntɪnz/ (n pl) горы

north /nɔːθ/ (n) север

north-east /nɔːθ iːst/ (n) северо-восток

north-west /nɔːθ west/ (n) северо-запад

Poland /pɔːlənd/ (n) Польша

Polish /pɔːlɪʃ/ (adj; n) польский; поляк

Russia /rʌʃə/ (n) Россия

Russian /rʌʃən/ (adj; n) русский; русский

south /saʊθ/ (n) юг

Spain /speɪn/ (n) Испания

Spanish /spæɪnɪʃ/ (adj; n) испанский; испанец

valley /væli/ (n) долина

west /west/ (n) запад

### 1d Culture Corner

Belfast /beɪlfɑːst/ (n) Белфаст

Cardiff /kɑːdɪf/ (n) Кардифф

country /kʌntri/ (n) страна  
 currency /kʌrənsi/ (n) валюта  
 Edinburgh /ˈɛdɪnbʊrə/ (n) Эдинбург  
 England /ɪŋɡlənd/ (n) Англия  
 Ireland /aɪələnd/ (n) Ирландия  
 London /lʌndən/ (n) Лондон  
 map /mæp/ (n) карта  
 population /pɒpjʊleɪʃn/ (n) население  
 Scotland /skɒtlənd/ (n) Шотландия  
 Wales /weɪlz/ (n) Уэльс  
 as well as а также, так же как  
 British pound британский фунт стерлингов (£)  
 the Union Jack флаг Великобритании  
 the United Kingdom Соединённое  
 Королевство

### English in Use/Extensive Reading 1

diameter /daɪæmɪtə/ (n) диаметр  
 distance /dɪstəns/ (n) расстояние  
 Earth /ɜːθ/ (n) Земля (планета)  
 greet /griːt/ (v) приветствовать  
 per cent /pə sent/ (n) процент(ы)  
 total /təʊtəl/ (adj) общий, полный  
 conditions suitable for life условия,  
 пригодные для жизни  
 introduce smb to smb представлять кого-  
 либо кому-либо  
 solar system Солнечная система  
 surface area площадь поверхности

## MODULE 2

### 2a Happy times

April /ˈeɪprəl/ (n) апрель  
 at midnight /ət mɪdnaɪt/ (n) в полночь  
 at midday /ət mɪdɪeɪ/ (n) в полдень  
 August /ɔːɡəst/ (n) август  
 birthday /ˈbɜːθdeɪ/ (n) день рождения  
 celebrate /seɪləbreɪt/ (v) праздновать  
 December /dɪseɪmbə/ (n) декабрь  
 event /ɪvent/ (n) событие  
 February /ˈfebrʊəri/ (n) февраль  
 first /fɜːst/ (num) первый  
 fifth /fɪfθ/ (num) пятый  
 Friday /ˈfraɪdeɪ/ (n) пятница  
 graduation /ɡrædʒʊeɪʃn/ (n) окончание высшего  
 учебного заведения  
 invitation /ɪnvɪteɪʃn/ (n) приглашение  
 January /ˈdʒænjuəri/ (n) январь  
 July /dʒʊlaɪ/ (n) июль  
 June /dʒuːn/ (n) июнь  
 March /mɑːtʃ/ (n) март  
 May /meɪ/ (n) май

Monday /mʌndeɪ/ (n) понедельник  
 ninth /naɪnθ/ (num) девятый  
 noon /nuːn/ (n) полдень  
 November /nəʊvembə/ (n) ноябрь  
 occasion /əˈkeɪʒən/ (n) случай  
 o'clock /əˈklɒk/ (adv) на часах, (8 o'clock –  
 8 часов)  
 October /ɒktəʊbə/ (n) октябрь  
 Saturday /sætədeɪ/ (n) суббота  
 second /sekənd/ (num) второй  
 September /septembə/ (n) сентябрь  
 Sunday /sʌndeɪ/ (n) воскресенье  
 take place /teɪk pleɪs/ (v) проходить  
 third /θɜːd/ (num) третий  
 Thursday /θɜːzdeɪ/ (n) четверг  
 Tuesday /tʃʊzdeɪ/ (n) вторник  
 twelfth /twelfθ/ (num) двенадцатый  
 twentieth /twentiθ/ (num) двадцатый  
 twenty-first /twenti fɜːst/ (num) двадцать первый  
 Wednesday /wenzdeɪ/ (n) среда

a quarter past nine четверть десятого  
 a quarter to three без четверти три  
 half past eight половина девятого  
 Halloween holiday праздник Хэллоуин  
 invite smb to a party приглашать кого-либо  
 на вечеринку  
 Trick or treat! Угости, а не то пожалеешь!

### 2b My place

armchair /ɑːmtʃeə/ (n) кресло  
 basin /beɪsɪn/ (n) раковина в ванной комнате;  
 таз  
 bathroom /ˈbɑːθruːm/ (n) ванная комната  
 bathtub /ˈbɑːθtʌb/ (n) ванна  
 bedroom /ˈbedruːm/ (n) спальня  
 bookcase /ˈbʊkkeɪs/ (n) книжный шкаф  
 carpet /ˈkɑːpɪt/ (n) ковер  
 ceiling /ˈsiːlɪŋ/ (n) потолок  
 cooker /ˈkʊkə/ (n) кухонная плита  
 cupboard /ˈkʌbəd/ (n) шкаф для посуды (буфет)  
 cushion /ˈkʊʃn/ (n) диванная подушка  
 curtain /ˈkɜːtɪn/ (n) штора  
 expensive /ɪkspensɪv/ (adj) дорогой  
 fireplace /ˈfaɪəpleɪs/ (n) камин  
 floor /flɔː/ (n) пол  
 flower /ˈflaʊə/ (n) цветок  
 fridge /frɪdʒ/ (n) холодильник  
 kitchen /ˈkɪtʃɪn/ (n) кухня  
 mirror /ˈmɪrə/ (n) зеркало  
 newspaper /ˈnjuːspeɪpə/ (n) газета  
 painting /ˈpeɪntɪŋ/ (n) картина  
 shelf /ʃelf/ (n) полка  
 sink /sɪŋk/ (n) раковина  
 study /ˈstʌdi/ (n) кабинет  
 vase /vaːz/ (n) ваза

## Word List

wardrobe /wɔːdrəʊb/ (n) гардероб, шкаф  
 coffee table журнальный столик  
 dining room столовая  
 do one's best делать все возможное,  
 стараться изо всех сил  
 living room гостиная  
 move a house переезжать  
 give smb a hand помогать кому-либо  
 Watch out! Осторожно!  
 Calm down! Успокойся!

**2c My neighbourhood**

aspirin /æspɪrɪn/ (n) аспирин  
 baker's /beɪkəz/ (n) булочная  
 bank /bæŋk/ (n) банк  
 café /kæfeɪ/ (n) кафе  
 chemist's /kɛmɪsts/ (n) аптека  
 greengrocer's /grɪːnɡrəʊsəz/ (n) овощной  
 магазин  
 library /laɪbrəri/ (n) библиотека  
 neighbourhood /neɪbəhʊd/ (n) окрестности;  
 микрорайон  
 newsagent's /njuːzeɪdʒənts/ (n) газетный киоск  
 stamp /stæmp/ (n) марка  
 supermarket /suːpəməːkɪt/ (n) супермаркет  
 vegetables /vedʒtəbʌlz/ (n pl) овощи  
 bus station автобусная остановка  
 coffee shop кафетерий  
 pet shop зоомагазин  
 post office почта  
 sports shop спортивный магазин  
 teddy bear плюшевый медведь (игрушка)  
 toy shop магазин игрушек

**2d Culture Corner**

avenue /ævɪnjuː/ (n) проспект  
 boulevard /buːlɔːvɑːd/ (n) бульвар  
 lane /leɪn/ (n) переулок  
 road /rəʊd/ (n) шоссе  
 street /striːt/ (n) улица  
 pavement /peɪvmənt/ (n) тротуар  
 narrow /næərəʊ/ (adj) узкий  
 power /paʊə/ (n) власть, сила  
 store /stɔː/ (n) магазин  
 fashionable clothes модная одежда  
 outdoor café уличное кафе

**English in Use/Extensive Reading 2**

come over /kʌm əvə/ (phr v) приезжать;  
 приходить  
 choose /tʃuːz/ (irr v) выбирать  
 electricity /ɪlektɹɪsəti/ (n) электричество  
 electrician /ɪlektɹɪʃn/ (n) электрик  
 heating /hiːtɪŋ/ (n) отопление

measurements (n pl) измерения  
 plumber /plʌmɪ/ (n) водопроводчик  
 a scale of a map масштаб карты  
 at the bottom of the page внизу страницы  
 heel and toe от пятки до мыска (стопа)  
 measure the distance измерять расстояние  
 requiring services службы по вызову  
 the tap is leaking кран течет  
 What's up? Что случилось?

**MODULE 3****3a Road safety**

annoy /ənoɪ/ (v) досаждать, раздражать  
 block /blɒk/ (v) загромождать  
 brakes /breɪks/ (n) тормоза  
 check /tʃek/ (v) проверять  
 clear /klaɪə/ (adj) свободный (от транспорта);  
 чистый  
 cross /krɒs/ (v) пересекать  
 dangerous /deɪndʒərəs/ (adj) опасный  
 driver /draɪvə/ (n) водитель  
 enter /entə/ (v) входить  
 flow of /fləʊ əv/ (n) поток чего-либо  
 handgrip /hændgrɪp/ (n) поручень  
 kerb /kɜːb/ (n) обочина  
 park /pɑːk/ (v) парковать(ся)  
 pavement /peɪvmənt/ (n) тротуар  
 pedestrian /pɛdɛstriən/ (n) пешеход  
 push /pʊʃ/ (v) толкать  
 ride /raɪd/ (irr v) ехать (верхом)  
 safe /seɪf/ (adj) безопасный, в безопасности  
 traffic /træfɪk/ (n) движение  
 use /juːz/ (v) использовать  
 tyre /taɪə/ (n) шина  
 back seat заднее сиденье  
 bike lane велосипедная дорожка  
 bicycle helmet велосипедный шлем  
 lean out of the window высовываться из окна  
 look both ways смотреть в обе стороны  
 on foot пешком  
 parking zone парковка  
 seat belt ремень безопасности  
 traffic lights светофор  
 traffic sign дорожный знак  
 traffic warden дорожный инспектор,  
 регулировщик  
 zebra crossing пешеходный переход,  
 «зебра»

**3b On the move**

careful /keəfʊl/ (adj) осторожный  
 excellent /ɛksələnt/ (adj) отличный  
 gallery /gæləri/ (n) галерея

perfect /pɜːfɪkt/ (adj) превосходный  
 plane /pleɪn/ (n) самолет  
 remember /rɪmɛmbə/ (v) помнить  
 train /treɪn/ (n) поезд  
 be careful быть осторожным  
 draw a map рисовать карту  
 drive a car водить машину  
 driving school автошкола  
 fly a plane управлять самолетом  
 go straight on идти прямо  
 go towards идти по направлению к  
 sail a boat управлять лодкой  
 turn green смениться на зеленый (о свете светофора)  
 turn right/left повернуть направо/налево

### 3c Hot wheels

bring /brɪŋ/ (irr v) приносить  
 deserve /dɪzɜːv/ (v) заслуживать  
 fan /fæn/ (n) фанат, болельщик  
 fast /fɑːst/ (adj) быстрый  
 hobby /hɒbi/ (n) хобби  
 jogging /dʒɒɡɪŋ/ (n) оздоровительный бег  
 nickname /nɪkneɪm/ (n) прозвище  
 occupation /ɒkjʊpeɪʃən/ (n) занятие  
 team /tiːm/ (n) команда  
 be born родиться  
 famous for известный чем-либо  
 personal details личные данные  
 racing car driver автогонщик

### 3d Culture Corner

amber /æmbə/ (adj) зд. желтый (сигнал светофора)  
 city centre центр города  
 forget /fəɡet/ (irr v) забывать  
 get around (phr v) передвигаться  
 journey /dʒɜːni/ (n) поездка  
 luggage /lʌɡɪdʒ/ (n) багаж  
 room /ruːm/ (n) место, пространство  
 tourist /tuərɪst/ (n) турист  
 underground /ʌndəgraʊnd/ (n) метро  
 a nice view красивый вид  
 black cab такси в Лондоне  
 double-decker bus (n) двухэтажный автобус

### English in Use/Extensive Reading 3

protection /prəteɪkʃən/ (n) защита  
 respect /rɪspekt/ (n) уважение  
 soldier /sɔːldɪə/ (n) солдат  
 town hall /taʊn hɔːl/ (n) мэрия  
 war /wɔː/ (n) война

warn /wɔːn/ (v) предупреждать, предостерегать

How can I get to ...? Как мне попасть...?

Go up/down the road. Идите вниз/вверх по улице.

Take the first turning on your left/right. Вам нужен первый поворот налево/направо.

Could you tell me the way to ...? Вы не могли бы подсказать, как добраться до...?

cross the road переходить дорогу

## MODULE 4

### 4a Day in, Day out

always /ɔːlweɪz/ (adv) всегда  
 catch /kæʃ/ (irr v) ловить  
 cook /kʊk/ (v) готовить  
 cry /kraɪ/ (v) плакать  
 dormitory /dɔːmɪtri/ (n) общежитие, общая спальня (для учащихся)  
 dungeon /dʌŋdʒən/ (n) темница, подземелье  
 frog /frɒɡ/ (n) лягушка  
 fix /fɪks/ (v) устанавливать  
 greenhouse /grɪːnhaʊs/ (n) оранжерея  
 habit /hæbɪt/ (n) привычка  
 kick /kɪk/ (v) ударять (ногой), пинать  
 kiss /kɪs/ (v) целовать  
 laugh /lɑːf/ (v) смеяться  
 lose /luːz/ (irr v) терять  
 never /nevə/ (adv) никогда  
 often /ɒfən/ (adv) часто  
 rarely /reəli/ (adv) редко  
 sometimes /sʌmtaɪmz/ (adv) иногда  
 spend /spend/ (irr v) проводить (время)  
 teach /tiːʃ/ (irr v) обучать  
 treat smb /tri:t/ (v) обращаться с кем-либо  
 usually /juːʒuəli/ (adv) обычно  
 brush teeth чистить зубы  
 common room комната отдыха  
 do homework делать домашнее задание  
 get dressed одеваться  
 go out with friends выходить (на прогулку) с друзьями  
 have a shower принимать душ  
 hide and seek игра в прятки  
 listen to music слушать музыку  
 magic tricks волшебство  
 once a month раз в месяц  
 play sports играть в спортивные игры  
 twice a week дважды в неделю

### 4b How about...?

awful /ɔːfʊl/ (adj) ужасный  
 be on (phr v) идти (на сцене, на экране)  
 boring /bɔːrɪŋ/ (adj) скучный



## Word List

chicken /tʃɪkɪn/ (n) курица, цыпленок  
 comedy /kɒmədi/ (n) комедия  
 dancing /dɑːnsɪŋ/ (n) танцы  
 decide /dɪsəɪd/ (v) решать  
 delicious /dɪlɪʃəs/ (adj) восхитительный, очень вкусный  
 disgusting /dɪsgəstɪŋ/ (adj) отвратительный  
 drama /drɑːmə/ (n) драма  
 dull /dʌl/ (adj) скучный  
 enjoyable /ɪnˈdʒɔɪəbəl/ (adj) приятный  
 exciting /ɪksaɪtɪŋ/ (adj) захватывающий  
 fine /faɪn/ (adj) хороший, прекрасный  
 fish /fɪʃ/ (n) рыба  
 great /ɡreɪt/ (adj) замечательный  
 hamburger /hæmbɜːɡə/ (n) гамбургер  
 horrible /hɒrɪbəl/ (adj) жуткий, страшный  
 interesting /ɪntrəstɪŋ/ (adj) интересный  
 news /njuːz/ (n) новости  
 pizza /pɪˈtsɑː/ (n) пицца  
 science fiction /saɪəns fɪkʃən/ (n) фантастика  
 sitcom /sɪtkɒm/ (n) комедия положений  
 skiing /skiːɪŋ/ (n) катание на лыжах  
 spaghetti /spæɡetɪ/ (n) спагетти  
 star /stɑː/ (v) сниматься в главной роли  
 sports /spɔːts/ (n) спортивные программы  
 talk show /tɔːk ʃəʊ/ (n) ток-шоу  
 teenager /tiːneɪdʒ/ (n) подросток  
 terrible /tɛrɪbəl/ (adj) страшный  
 thriller /θrɪlɪə/ (n) триллер  
 windsurfing /wɪndzɜːfɪŋ/ (n) виндсерфинг  
 wonderful /wʌndəfʊl/ (adj) изумительный, чудесный  
 eat out питаться вне дома (в кафе и т. п.)  
 music show музыкальное шоу  
 pop concert концерт поп-музыки  
 pop music поп-музыка  
 reality show реалити-шоу

**4c My favourite day**

camp /kæmp/ (n) лагерь отдыха  
 climb/go climbing /klaɪm/ (v) взбираться, совершать восхождение  
 meet (met) /mi:t/ (irr v) встречать(ся)  
 movie /muːvi/ (n) фильм  
 put on (a dress) (phr v) /pʊt ɒn/ надевать (платье)  
 put up (a tent) (phr v) /pʊt ʌp/ ставить (палатку)  
 set off (phr v) /set ɒf/ отправляться (в путь)  
 arrive in Moscow/at the airport прибывать в Москву/аэропорт  
 build a fire сложить костер  
 go camping ходить в поход  
 leisure activities занятия в свободное время/на досуге

scout club клуб скаутов  
 scout leader лидер, вожатый скаутов  
 the rest of остальные  
 tell a story рассказывать историю  
 tie knots завязывать узлы

**4d Culture Corner**

disagree /dɪsəɡriː/ (v) не соглашаться  
 get along with (phr v) ладить с кем-либо  
 playstation /pleɪstetʃən/ (n) игровая приставка  
 teenage /tiːneɪdʒ/ (adj) подростковый  
 mobile phone мобильный телефон  
 pocket money карманные деньги  
 semi-detached house дом, имеющий общую стену с другим домом  
 surf the net бродить по Интернету  
 soap opera мыльная опера

**English in Use/Extensive Reading 4**

appointment /əˈpɔɪntmənt/ (n) встреча, прием  
 cancel /kænsəl/ (v) отменять  
 chart /tʃɑːt/ (n) диаграмма  
 compare /kəmpeɪ/ (v) сравнивать  
 definitely /dɛfɪnɪtli/ (adv) определенно, точно  
 graph /ɡrɑːf/ (n) график  
 hope /həʊp/ (v) надеяться  
 separate /seɪpəreɪt/ (v) отделять  
 similar /sɪmɪlə/ (adj) похожий  
 worry /wʌri/ (v) беспокоиться

feel better чувствовать себя лучше  
 have got a cold быть простуженным  
 I can't make it to the cinema. Я не могу пойти в кино.  
 make an appointment назначить встречу  
 pass along давать, передавать  
 When would you like to meet? Когда ты хочешь встретиться?

**MODULE 5****5a Festive time**

bake /beɪk/ (v) печь  
 dance /daːns/ (v) танцевать  
 grapes /ɡreɪps/ (n) виноград  
 wish /wɪʃ/ (v) желать  
 as for что касается  
 be busy быть занятым  
 be excited быть взволнованным  
 blow a horn дуть в рожок  
 council workers работники городских служб  
 do the dusting вытирать пыль  
 do the gardening заниматься садоводством  
 do the shopping делать покупки  
 do the washing-up мыть посуду  
 Good luck! Удачи!

make preparations готовиться  
 make a cake печь торт, пирожное  
 make a phone call звонить по телефону  
 make tea заваривать чай  
 make the decorations делать украшения  
 play the drums играть на барабанах

### 5b Let's celebrate

be over (phr v) заканчиваться  
 celebration /sɛləbreɪʃn/ (n) празднование  
 clean up /kliːn ʌp/ (phr v) прибирать(ся)  
 come over (phr v) заходить (в гости)  
 cool /kuːl/ (adj) классный  
 costume /kɒstjuːm/ (n) костюм (театральный)  
 dress up /dres ʌp/ (phr v) наряжаться  
 exchange /ɪksʃeɪndʒ/ (v) обменивать (ся)  
 gang /gæŋ/ (n) банда  
 guest /gest/ (n) гость  
 offer /ɒfə/ (v) предлагать  
 pumpkin /pʌmpkɪn/ (n) тыква  
 run out of /rʌn aʊt əv/ (phr v) исчерпать,  
 закончиться  
 terrify /tɛrɪfaɪ/ (v) пугать, ужасать  
 Thanksgiving /θæŋksgɪvɪŋ/ (n) День  
 благодарения  
 traditional /trədiʃənəl/ (adj) традиционный  
 witch /wɪtʃ/ (n) ведьма  
 wreath /riːθ/ (n) венок, гирлянда  
 bobbing for apples вылавливание яблока из  
 таза с водой без помощи рук (игра)  
 exchange gifts обмениваться подарками  
 join in a game присоединяться к игре  
 Guy Fawkes Day /gaɪ fɔːks deɪ/ (n) День Гая  
 Фокса  
 May Day /meɪ deɪ/ (n) 1 Мая  
 perform tricks показывать фокусы  
 pin the tail on the donkey прикреплять ослу  
 хвост (игра)  
 St. Patrick's Day День Святого Патрика  
 throw streamers бросать серпантин  
 toffee apple яблоко в карамельной глазури  
 Valentine's Day День Святого Валентина  
 watch the fireworks/a fireworks display  
 смотреть фейерверк  
 wear costumes надеть костюм героя

### 5c Special days

activities /æktɪvɪtɪz/ (n) занятия, деятельность  
 colourful /kɒləfʊl/ (adj) красочный, яркий  
 display /dɪspleɪ/ (n) показ  
 festive /fɛstɪv/ (adj) праздничный, радостный  
 finally /faɪnəli/ (adv) в заключение,  
 окончательно  
 goddess /gɒdɪs/ (n) богиня  
 last /lɑːst/ (v) длиться

pray /preɪ/ (v) молиться  
 important /ɪmˈpɔːtnt/ (adj) важный  
 whole /həʊl/ (adj) весь, целый  
 wealth /welθ/ (n) богатство  
 decorate the house украшать дом  
 have a great time прекрасно проводить  
 время  
 have a meal есть, принимать пищу  
 light lamps зажигать фонари  
 make a speech выступать с речью  
 put in order расставить по порядку  
 put up decorations развешивать украшения

### 5d Culture Corner

advertisement /ædvɜːtɪsmənt/ (n) реклама  
 annual /ænjʊəl/ (adj) ежегодный  
 athlete /æθli:t/ (n) спортсмен  
 available /əvəɪləbəl/ (adj) доступный  
 before /bɪfɔː/ (prep) перед  
 upright /ʌpraɪt/ (adj) прямой, вертикальный  
 compete /kəmpiːt/ (v) соревноваться  
 competition /kɒmpəɪtɪʃn/ (n) соревнование  
 crowd /kraʊd/ (n) толпа  
 hill run /hɪl rʌn/ (n) бег по холмам  
 hold onto /həʊld ɒntə/ (phr v) держаться за  
 popular /pɒpjʊlə/ (adj) популярный  
 pull over /pʊl əʊvə/ (phr v) перетягивать  
 rope /rəʊp/ (n) канат  
 sell out /sel aʊt/ (v) распродавать  
 try /traɪ/ (v) пробовать  
 towards /təwɔːdz/ (prep) к, по направлению к  
 hammer throw метание молота  
 marching band марширующий оркестр  
 shot put толкание ядра  
 take part in the game участвовать в игре  
 take place состояться, происходить  
 tossing the caber подбрасывание столба  
 tree trunk ствол дерева  
 tug of war перетягивание каната

### English in Use/Extensive Reading 5

adventure /ədventʃə/ (n) приключение  
 belt /belt/ (n) ремень  
 carnation /kɑːneɪʃən/ (n) гвоздика (цветок)  
 cravat /krəvət/ (n) галстук  
 create /kriːt/ (v) создавать  
 daisy /deɪzi/ (n) маргаритка  
 extract /ɛkstrækt/ (n) отрывок, фрагмент  
 lucky /lʌki/ (adj) удачный  
 quantity /kwɒntəti/ (n) количество  
 rose /rəʊz/ (n) роза  
 strange /streɪndʒ/ (adj) странный  
 sunflower /sʌnflaʊə/ (n) подсолнух  
 tulip /tjuːlɪp/ (n) тюльпан

## Word List

a/two dozen (roses/tulips/daisies) дюжина/  
две дюжины (роз, тюльпанов и т. п.)  
a fictional character вымышленный персонаж  
be offended быть обиженным  
have in mind иметь в виду  
I beg you pardon! Прошу прощения!  
include a card приложить открытку  
including delivery включая доставку  
send flowers отправлять цветы  
through a looking glass сквозь зеркало

## MODULE 6

## 6a Free time

acting /ˈæktɪŋ/ (n) выступление (на сцене)  
at the weekend /wɪːkənd/ (n) в выходные дни  
brilliant /brɪˈljʌnt/ (adj) выдающийся  
brochure /brəʊʃə/ (n) брошюра, проспект  
leaflet /liːflɪt/ (n) листовка, буклет  
learn /lɜːn/ (v) учиться  
novel /nɒvəl/ (n) роман  
PC (personal computer) /piː siː/ (n)  
персональный компьютер  
paint /peɪnt/ (v) рисовать  
photography /fəˈtɒɡrəfi/ (n) фотография  
print /prɪnt/ (v) печатать  
tiring /taɪərɪŋ/ (adj) утомительный

art museum художественный музей  
be good at преуспевать в чем-либо  
be fond of любить что-либо  
be keen on быть увлеченным чем-либо  
be mad about сходить с ума по чему-либо,  
безумно нравиться  
be interested in интересоваться чем-либо  
go cycling кататься на велосипеде  
go on trips совершать поездки  
go windsurfing заниматься виндсерфингом  
have fun веселиться  
join a club вступать в клуб  
Let the good times rock! Давай хорошо  
повеселимся!  
present plays ставить постановки

## 6b Game on!

annoyance /əˈnɔɪəns/ (n) раздражение, досада  
agree /əˈɡriː/ (v) соглашаться  
argue /ɑːɡjuː/ (v) спорить  
arrangement /əˈreɪnʃmənt/ (n) договоренность  
backgammon /bækɡæmənt/ (n) нарды  
billiards /bɪˈljɑːdz/ (n) бильярд  
chess /tʃes/ (n) шахматы  
darts /dɑːts/ (n) дартс  
dominoes /dɒmɪnoʊz/ (n) домино  
enjoy /ɪnˈdʒɔɪ/ (v) наслаждаться чем-либо,  
получать удовольствие

fair /feə/ (adj) честный  
lose /luːz/ (irr v) терять, проигрывать  
marbles /mɑːbʌlz/ (n) шарики (игра)  
Monopoly /mɒnəˈpɒli/ (n) монополия  
permanent /pɜːmənənt/ (adj) постоянный  
points /pɔɪnts/ (n) очки (в играх)  
prefer /prɪˈfɜː/ (v) предпочитать  
scrabble /skræbʌl/ (n) скрэбл (игра в слова)  
state /steɪt/ (n) состояние  
suggest /səˈdʒest/ (v) предлагать  
win /wɪn/ (irr v) выигрывать, побеждать

board game настольная игра  
for a change для разнообразия  
in the end в конце концов  
I bet держу пари  
I don't care (about) мне все равно  
jigsaw puzzle пазл, мозаика  
wait for smb ждать кого-либо

## 6c Pastimes

about /əˈbaʊt/ (prep) о  
board /bɔːd/ (n) доска, игровое поле  
coconut /kəˈkɒnʌt/ (n) кокос  
corn /kɔːn/ (n) кукуруза  
counter /kaʊntə/ (n) фишка  
dice /daɪs/ (n) кубик  
explore /ɪksplɔː/ (v) исследовать  
go down /ɡəʊ daʊn/ (phr v) опускаться  
go up /ɡəʊ ʌp/ (phr v) подниматься  
grow /ɡrəʊ/ (irr v) расти  
hear /hɪə/ (irr v) слышать  
in /ɪn/ (prep) в  
island /aɪlənd/ (n) остров  
lonely /lɒnli/ (adj) одинокий  
miss /mɪs/ (v) скучать  
parrot /pærət/ (n) попугай  
pawn /pɔːn/ (n) пешка  
rice /raɪs/ (n) рис  
sing /sɪŋ/ (irr v) петь  
square /skweə/ (n) клеточка  
think /θɪŋk/ (irr v) думать  
under /ʌndə/ (prep) под  
warm /wɔːm/ (adj) теплый

at the bottom вниз  
good and evil добро и зло  
Snakes and Ladders «змеи и лестницы»  
(игра)  
to the top наверх

## 6d Culture Corner

aim /aɪm/ (n) цель  
at random /ət rændəm/ (adv) наугад  
customer /kʌstəmə/ (n) покупатель, клиент

cost /kɒst/ (irr v) стоить  
 discover /dɪskʌvə/ (v) обнаруживать  
 design /dɪzʌɪn/ (v) разрабатывать  
 invent /ɪnvent/ (v) изобретать  
 property /prɒpəti/ (n) имущество  
 release /rɪliːz/ (v) выпускать (в свет)  
 weapon /weɪpən/ (n) оружие  
 as much as possible как можно больше  
 be/become a great success пользоваться  
 огромным успехом  
 bonus points призовые очки (бонус)  
 come up with (phr v) предлагать  
 letter tiles плитки (фишки) с буквами  
 solve a crime раскрыть преступление  
 the scene of crime картина преступления

### English in Use/Extensive Reading 6

attach /ətætʃ/ (v) прикреплять  
 drawing /drɔːɪŋ/ (n) рисование, черчение  
 educate /ɛdʒukeɪt/ (v) обучать  
 glove /glɒv/ (n) перчатка  
 glue /gluː/ (n) клей  
 look for /lʊk fɔː/ (phr v) искать  
 marionette /mæriənɛt/ (n) марионетка  
 only /ɔːnli/ (adv) только  
 puppet /pʌpɪt/ (n) кукла (в кукольном театре)  
 puppeteer /pʌpɪtiə/ (n) кукловод  
 rubber /rʌbər/ (n) резина  
 scissors /sɪzəz/ (n) ножницы  
 string /striŋ/ (n) веревка  
 wooden /wɒdɪn/ (adj) деревянный  
 wrap /ræp/ (v) завертывать  
 chess board шахматная доска  
 dart set набор для игры в дартс  
 hang-gliding plane модель планера  
 make us laugh заставляют нас смеяться  
 roller skates роликовые коньки  
 table tennis set набор для игры в настольный  
 теннис  
 What about...? Как насчет...?

## MODULE 7

### 7a In the past

ago /əɡəʊ/ (adv) тому назад  
 busy /bɪzi/ (adj) занятой, деятельный  
 crowded /kraʊdɪd/ (adj) переполненный  
 deserted /dɪzɜːtɪd/ (adj) безлюдный, пустынный  
 different /dɪfrənt/ (adj) другой, непохожий  
 empty /empti/ (adj) пустой  
 even /iːvən/ (adv) даже  
 horse /hɔːs/ (n) лошадь  
 mine /maɪn/ (n) рудник, шахта

modern /mɒdɪn/ (adj) современный  
 polluted /pɒljʊtɪd/ (adj) загрязненный (воздух)  
 quiet /kwaɪət/ (adj) тихий  
 ruined /ruːɪnd/ (adj) разрушенный  
 saloon /səluːn/ (n) салун  
 wealthy /weɪlθi/ (adj) богатый, состоятельный  
 ugly /ʌɡli/ (adj) безобразный  
 yesterday /jestədeɪ/ (adv) вчера  
 be called называться  
 ghost town город-призрак  
 last night вчера вечером  
 last week на прошлой неделе  
 I get an idea! У меня есть идея!

### 7b Halloween Spirit

anyway /eniweɪ/ (adv) в любом случае, все  
 равно  
 bored /bɔːd/ (adj) скучающий  
 creature /kriːtʃə/ (n) создание, существо  
 fortnight /fɔːtnaɪt/ (n) две недели  
 huge /hjuːdʒ/ (adj) огромный  
 introduce /ɪntrədjʊːs/ (v) представлять(ся)  
 knock /nɒk/ (v) стучать  
 miserable /mɪzərəbəl/ (adj) несчастный  
 naughty /nɔːti/ (adj) непослушный  
 owl /aʊl/ (n) сова  
 puzzled /pʌzld/ (adj) озадаченный  
 rush /rʌʃ/ (v) мчаться, устремляться  
 scared /skeəd/ (adj) испуганный  
 scream /skriːm/ (n) крик  
 shout /ʃaʊt/ (v) кричать  
 stairs /steəz/ (n) лестница  
 stressed /strest/ (adj) напряженный  
 suddenly /sʌdnlɪ/ (adv) вдруг  
 tired /taɪəd/ (adj) уставший  
 treat /tri:t/ (n) угощение  
 worried /wʌrɪd/ (adj) озабоченный  
 by the time к тому времени

### 7c Famous firsts

alive /əlaɪv/ (adj) живой  
 biography /baɪɒɡrəfi/ (n) биография  
 cartoon /kɑːtuːn/ (n) мультфильм  
 death /deθ/ (n) смерть  
 die /daɪ/ (v) умирать  
 garage /ɡæɪrɑːʒ/ (n) гараж  
 generation /dʒɛnəreɪʃn/ (n) поколение  
 live on /liːv ɒn/ (phr v) продолжать жить  
 receive /rɪsiːv/ (v) получать  
 sketch /sketʃ/ (n) эскиз, набросок  
 studio /stjuːdiəʊ/ (n) студия  
 Academy award премия Академии («Оскар»)  
 in his lifetime при жизни

## Word List

in total всего, в сумме  
 sound film звуковой фильм

## 7d Culture Corner

able /eɪbəl/ (adj) способный  
 adopt /əˈdɒpt/ (v) усыновлять  
 adult /ædʌlt/ (n) взрослый  
 bullet /ˈbʊlɪt/ (n) пуля  
 cape /keɪp/ (n) накидка с капюшоном  
 fantasy /ˈfæntəzi/ (n) фантазия  
 farmer /ˈfɑːmə/ (n) фермер  
 helpless /helpləs/ (adj) беспомощный  
 just /dʒʌst/ (adj) справедливый  
 invisible /ɪnˈvɪzɪbəl/ (adj) невидимый  
 leap /li:p/ (v) перепрыгивать  
 make up /meɪk ʌp/ (phr v) выдумывать  
 powerful /ˈpaʊəfʊl/ (adj) сильный  
 rescue /ˈreskjʊː/ (v) спасти  
 rocket /ˈrɒkɪt/ (n) ракета  
 shy /ʃaɪ/ (adj) застенчивый  
 smart /smɑ:t/ (adj) умный  
 Spiderman /ˈspaɪdəmæn/ (n) Человек-паук  
 superhero /ˈsuːpəhɪrəu/ (n) супергерой  
 trunks /trʌŋks/ (n) плавки  
 unpopular /ˌʌnpɒpjʊlə/ (adj) непопулярный

American dream американская мечта  
 fight criminals бороться с преступниками  
 fire heat vision стрелять огненными лучами  
 gain strength получать силу  
 in order to с целью, чтобы

## English in Use/Extensive Reading 7

century /ˈsentʃəri/ (n) век  
 common /ˈkɒmən/ (adj) распространенный  
 check /tʃek/ (n) проверять  
 familiar /fəˈmɪliə/ (adj) знакомый  
 handle /ˈhændl/ (n) ручка  
 imagination /ɪˈmædʒɪneɪʃn/ (n) воображение  
 item /aɪtəm/ (n) предмет  
 leather /ˈleðə/ (n) кожа (материал)  
 look inside (phr v) заглядывать (заходить)  
 poor /pʊə/ (adj) бедный  
 report /rɪˈpɔ:t/ (v) сообщать, заявлять

at the touch of прикосновением, нажатием  
 build bricks строить из кубиков  
 clay and wax глина и воск  
 lost property office бюро находок  
 rocking horse конь-качалка  
 run a home вести хозяйство  
 the Victorian times Викторианская эпоха  
 throughout the ages через годы  
 tool kit набор инструментов

## MODULE 8

## 8a That's the rule

accommodation /əˌkɒmədeɪʃn/ (n) размещение, расселение  
 barefoot /ˈbeəfʊt/ (adv) босиком  
 campus /ˈkæmpəs/ (n) территория (школы и т. п.)  
 cottage /ˈkɒtɪdʒ/ (n) коттедж  
 hotel /ˈhəʊtel/ (n) гостиница  
 palace /ˈpælɪs/ (n) дворец  
 poster /ˈpəʊstə/ (n) плакат  
 premise /ˈpreɪmɪs/ (n) помещение  
 squirrel /ˈskwɪrəl/ (n) белка  
 student /ˈstjuːdnt/ (n) учащийся

get permission получать разрешение  
 it's forbidden это запрещено  
 it's (not) allowed это (не) разрешено  
 kitchen appliances кухонное оборудование  
 make noise шуметь  
 outdoor area прилегающая территория  
 register overnight guests регистрировать гостей, остающихся на ночь  
 remove food from выносить еду из  
 school building здание школы  
 types of dwelling типы жилищ  
 university halls of residence университетское общежитие  
 block of flats многоквартирный дом  
 feed animals кормить животных

## 8b Shall we?

aquarium /əˈkwɛəriəm/ (n) аквариум  
 colleague /ˈkɒliːg/ (n) коллега  
 friendly /ˈfrendli/ (adj) дружелюбный  
 glamorous /ˈglæməərəs/ (adj) обаятельный, очаровательный, роскошный  
 gym /dʒɪm/ (n) спортивный зал  
 intelligent /ɪntelɪdʒənt/ (adj) умный  
 pretty /ˈprɪti/ (adj) приятный, симпатичный  
 relax /rɪˈlæks/ (v) отдыхать  
 serve /sɜːv/ (v) подавать (на стол)  
 stadium /ˈsteɪdiəm/ (n) стадион

Are you joking? Вы шутите?

Are you serious? Вы серьезно?

Come on! Давай(те)!

department store универсам

fast food (restaurant) ресторан быстрого обслуживания

have a snack перекусывать

smoked salmon копченый лосось

sports centre спортивный центр

swimming pool бассейн

What do you feel like doing? Чем бы ты хотел заняться?

### 8c House Rules

bedsheet /bedʃi:t/ (n) простыня  
 comfortable /kʌmfɪəbəl/ (adj) удобный  
 own /əʊn/ (adj) собственный  
 rent /rent/ (v) арендовать  
 tidy /taɪdi/ (adv) опрятный, чистый

### 8d Culture Corner

amazing /əmeɪzɪŋ/ (adj) изумительный, удивительный  
 complete /kəmpli:t/ (v) заканчивать, завершать  
 floor /flɔ:/ (n) этаж  
 ground /graʊnd/ (n) земля  
 historic /hɪstɒrɪk/ (adj) исторический  
 metre /mi:tə/ (n) метр  
 observatory /əbzɜ:vətəri/ (n) смотровая площадка  
 occasion /əkeɪʒən/ (n) случай  
 step /step/ (n) шаг  
 visitor /vɪzɪtə/ (n) посетитель  
 depending on the occasion в зависимости от ситуации  
 office space офисное пространство

### English in Use/Extensive Reading 8

available /əveɪləbəl/ доступный; имеющийся в распоряжении  
 broken /brəʊkən/ (adj) сломанный  
 collect /kəlekt/ (v) зд. забирать  
 damaged /dæmɪʃd/ (adj) поврежденный  
 dangerous /dɛndʒərəs/ (adj) опасный  
 expire /ɪkspaɪə/ (v) истекать  
 front /frʌnt/ (n) передняя сторона (чего-либо)  
 graffiti /græfɪ:ti/ (n) граффити  
 litter /lɪtə/ (n) мусор  
 look after /lʊk ɑ:ftə/ (phr v) ухаживать за кем-либо, чем-либо  
 messy /mesi/ (adj) запачканный, грязный  
 pay /peɪ/ (irr v) платить  
 performance /pəfɔ:məns/ (n) представление, спектакль  
 questionnaire /kwɛstʃənɛə/ (n) анкета  
 receptionist /rɪsɛpʃənɪst/ (n) администратор  
 row /rəʊ/ (n) ряд  
 seat /si:t/ (n) место  
 show /ʃəʊ/ (n) спектакль, шоу  
 swing /swɪŋ/ (n) качели  
 book tickets заказывать билеты  
 expiry date срок годности  
 out of order в нерабочем состоянии  
 rubbish bins урны

You're on the right track. Вы на правильном пути.

## MODULE 9

### 9a Food & Drink

biscuit /bɪskɪt/ (n) печенье  
 cereal /sɪəriəl/ (n) крупа, злаки  
 chocolate /tʃɒklɪt/ (n) шоколад  
 cuisine /kwi:zi:n/ (n) кухня  
 dairy /deəri/ (adj) молочный  
 dessert /dɪzɜ:t/ (n) десерт  
 either /aɪðə/ (pron) тоже (в отрицательных предложениях)  
 gravy /greɪvi/ (n) подливка  
 home-made /həʊm meɪd/ (adj) домашнего приготовления  
 honey /hʌni/ (n) мед  
 hot /hɒt/ (adj) горячий  
 lamb /læm/ (n) ягненок  
 meat /mi:t/ (n) мясо  
 onion /ɒnjən/ (n) лук  
 pepper /pepə/ (n) перец  
 potato /pəteɪtəʊ/ (n) картофель  
 poultry /paʊltri/ (n) домашняя птица  
 pound /paʊnd/ (n) фунт (о весе, 453 грамма)  
 pudding /pu:dɪŋ/ (n) пудинг  
 sausage /sɒsɪdʒ/ (n) сосиска, колбаса  
 starter /stɑ:tə/ (n) закуска  
 takeaway /teɪkəweɪ/ (n) блюдо навынос  
 toast /təʊst/ (n) тост (поджаренный хлеб)  
 tomato /təməʊ:teɪ/ (n) помидор  
 trifle /traɪfl/ (n) бисквит со взбитыми сливками  
 vegetables /vedʒtəblz/ (n pl) овощи  
 yoghurt /jʊgət/ (n) йогурт  
 bacon and eggs яичница с беконом  
 chilli con carne чили кон карне (второе блюдо, популярно в Великобритании)  
 fish and chips рыба с жареным картофелем  
 main course основное (горячее) блюдо  
 olive oil оливковое масло  
 packed lunch ланч с собой  
 roast beef ростбиф  
 rush to work спешить на работу  
 shepherd's pie картофельная запеканка с мясом  
 spaghetti bolognaise спагетти Болоньезе

### 9b On the menu

bean /bi:n/ (n) боб, фасоль  
 beef /bi:f/ (n) говядина  
 bitter /bɪtə/ (adj) горький  
 celery /seləri/ (n) сельдерей  
 crisps /krɪspz/ (n) чипсы

## Word List

diet /daɪət/ (n) диета  
 greens /grɪ:nz/ (n) зелень  
 melon /mɛlən/ (n) дыня  
 mushroom /mʌʃru:m/ (n) гриб  
 pasta (n) /pæstə/ паста, макароны  
 pie /paɪ/ (n) пирог  
 preheat /pri:hi:t/ (v) разогреть  
 salty /sɔ:ltɪ/ (adj) соленый  
 sour /saʊə/ (adj) кислый  
 spice (n) /spais/ специя, пряность  
 spicy /spaisi/ (adj) острый  
 steak /steɪk/ (n) мясо (стейк)  
 sweet /swi:t/ (adj) сладкий  
 taste /teɪst/ (v) пробовать  
 waiter /weɪtə/ (n) официант  
 be on a diet быть на диете  
 chef's salad салат от шеф-повара  
 grilled chicken жареная курица  
 milk shake молочный коктейль  
 sirloin steak стейк из филейной части

**9c Let's cook!**

add /æd/ (v) добавлять  
 boil /bɔɪl/ (v) кипятить  
 bowl /bɔ:l/ (n) миска  
 carton /kɑ:tɪn/ (n) пакет  
 degree /di:grɪ:/ (n) градус  
 dice /daɪs/ (v) нарезать кубиками  
 flour /flaʊə/ (n) мука  
 fry /fraɪ/ (v) жарить  
 jar /dʒɑ:/ (n) банка  
 kilo /ki:ləʊ/ (n) килограмм  
 loaf /lɔ:ʊf/ (n) батон  
 melt /mɛlt/ (n) растапливать, растворять  
 mix /mɪks/ (v) перемешать  
 mixture /mɪkstʃə/ (n) смесь  
 muffin /mʌfɪn/ (n) кекс  
 packet /pækɪt/ (n) пакет, пачка  
 peel /pi:l/ (v) очищать  
 portion /pɔ:ʃn/ (n) порция  
 pour /pɔ:/ (v) наливать  
 raisin /reɪzən/ (n) изюм  
 receipt /ri:si:t/ (n) чек, квитанция  
 recipe /resɪpi/ (n) рецепт (кулинарный)  
 stir /stɜ:/ (v) размешивать  
 tablespoon (tbsp) /teɪb'spu:n/ (n) столовая ложка  
 teaspoon (tsp) /ti:spu:n/ (n) чайная ложка  
 baking powder разрыхлитель теста  
 baking soda пищевая сода  
 shopping list список покупок

**9d Culture Corner**

anniversary /ænɪvɜ:səri/ (n) годовщина

pastries /peɪstrɪz/ (n) выпечка  
 vinegar /vɪnɪgə/ (n) уксус  
 herb sauce соус из трав

**English in Use/Extensive Reading 9**

fibre /faɪbə/ (n) мышечная волокно  
 grains /greɪnz/ (n) злаки, зерно  
 healthy /helθi/ (adj) здоровый  
 iron /aɪən/ (n) железо  
 potassium /pətæsiəm/ (n) калий  
 protect /prətekt/ (v) защищать  
 protein /praʊti:n/ (n) белок  
 vitamin /vɪtəmɪn/ (n) витамин  
 wisely /waɪzli/ (adv) разумно, мудро  
 be based on быть основанным на  
 reserve/book a table зарезервировать  
 столик

**MODULE 10****10a Holiday plans**

caviar /kævɪɑ:/ (n) икра  
 collection /kələkʃn/ (n) коллекция, собрание  
 couple /kʌpəl/ (n) пара  
 exotic /ɪgzɒtɪk/ (adj) экзотический  
 flood /flʌd/ (n) наводнение  
 species /spi:ʃi:z/ (n) вид (растений, животных)  
 terrific /tə'rfɪk/ (adj) прекрасный, отличный  
 tomb /tu:m/ (n) мавзолей  
 attend a performance посещать  
 представление  
 buy souvenirs покупать сувениры  
 go on a boat cruise ехать в круиз (на  
 теплоходе)  
 go/do sightseeing осматривать  
 достопримечательности  
 hire a car брать автомобиль напрокат  
 holiday activities занятия на отдыхе  
 next month в следующем месяце  
 post letters отправлять письма по почте  
 rent a boat брать лодку напрокат  
 stay in a luxurious hotel останавливаться в  
 роскошном отеле  
 taste local food пробовать местную еду  
 travel abroad путешествовать за границей

**10b What's the weather like?**

borrow /bɒrəʊ/ (v) взять взаймы/в долг  
 chilly /tʃɪli/ (adj) прохладный  
 cloud /klaʊd/ (n) облако  
 cloudy /klaʊdi/ (adj) облачный  
 fog /fɒg/ (n) туман  
 foggy /fɒgi/ (adj) туманный

hang on /hæŋ ɒn/ (phr v) подождать  
(у телефона)  
hurry /hʌrɪ/ (v) торопиться, спешить  
jacket /dʒækjɪt/ (n) куртка  
rainy /reɪni/ (adj) дождливый  
raincoat /reɪnkəʊt/ (n) плащ  
sandal /sændəl/ (n) сандалия  
scarf /skɑ:f/ (n) шарф  
shirt /ʃɜ:t/ (n) рубашка  
shorts /ʃɔ:ts/ (n pl) шорты  
skirt /skɜ:t/ (n) юбка  
snowy /snəʊi/ (adj) снежный  
storm /stɔ:m/ (n) ураган, буря, гроза  
stormy /stɔ:mi/ (adj) штормовой, бурный  
sunny /sʌni/ (adj) солнечный  
sweater /swetə/ (n) свитер  
top /tɒp/ (n) топ  
trainers /treɪnəz/ (n pl) кроссовки  
trousers /traʊzəz/ (n pl) брюки  
T-shirt /ti:ʃɜ:t/ (n) футболка, тенниска  
wet /wet/ (adj) мокрый, влажный  
windy /wɪndi/ (adj) ветреный  
boiling hot очень жарко  
brand new совершенно новый  
day off выходной  
freezing cold очень холодно

### 10c Weekend fun

fabulous /fæbjʊləs/ (adj) сказочный,  
потрясающий  
go skiing кататься на лыжах  
have a picnic устраивать пикник  
head back home направляться, возвращать-  
ся домой  
look forward to smth/doing smth ожидать  
чего-либо с нетерпением  
run errands выполнять задания, поручения  
visit an art gallery посещать галерею  
изобразительных искусств  
weekend activities развлечения на выходных

### 10d Culture Corner

accurate /ækjʊrət/ (adj) точный  
admire /ədmaɪə/ (v) восхищаться  
architecture /ɑ:kɪtektʃə/ (n) архитектура  
bagpipes /bægpɪps/ (n) волынка  
band /bænd/ (n) оркестр  
castle /kɑ:sl/ (n) замок  
chant /tʃɑ:nt/ (v) петь, воспевать  
childhood /tʃɪldhʊd/ (n) детство  
except /ɪkssept/ (prep) за исключением  
experience /ɪksprɪəns/ (v) испытать  
fire /faɪə/ (v) стрелять  
kilt /kɪlt/ (n) килт (шотландская мужская юбка)

lifetime /laɪftaɪm/ (n) целая жизнь  
military /mɪljɪtri/ (adj) военный  
musician /mju:zɪʃən/ (n) музыкант  
object /ɒbʃɛkt/ (n) предмет, вещь  
piper /paɪpə/ (n) волынец  
provide /prəvaɪd/ (v) обеспечивать  
tour /tuə/ (n) тур  
transparent /trænsˌpærənt/ (adj) прозрачный  
treasure /treʒə/ (n) сокровище  
tricycle /traɪsɪkəl/ (n) трехколесный велосипед  
tunnel /tʌnəl/ (n) туннель  
crown jewels королевские драгоценности  
folk music народная музыка  
hot air balloon воздушный шар  
multiplication table таблица умножения  
remind smb of smth напоминать кому-либо  
о чем-либо  
sea life морская жизнь  
underwater safari подводное сафари

### English in Use/Extensive Reading 10

check in/out /tʃek ɪn/, /tʃek aʊt/ (phr v)  
зарегистрироваться/выписаться из  
гостиницы  
crash /kræʃ/ (v) разбиваться  
dunes /dju:ns/ (n pl) дюны  
grind /graɪnd/ (v) стирать в порошок  
pebbles /peblɪz/ (n) галька  
stretch /stretʃ/ (n) участок, полоса  
reservation /rezə'veɪʃn/ (n) резервирование,  
бронирование  
ultimate /ʌltɪmɪt/ (adj) максимальный,  
наивысший  
volcano /vɒlkeɪnəʊ/ (n) вулканы  
double room двухместный номер  
en suite bathroom совмещенная ванная  
per night за ночь  
single room одноместный номер

### The Language of Grammar

abbreviated words — сокращения  
actions happening now — действия,  
происходящие сейчас  
adjectives — прилагательные  
adverbs of frequency — наречия частотности  
affirmative — утвердительный  
comparative (degree) — сравнительная  
степень  
comparisons — степени сравнения  
прилагательных/наречий  
compound nouns — сложные  
существительные  
countable nouns — исчисляемые  
существительные



## Word List

express ability/permission/prohibition — выразить способность/разрешение/запрет  
 express obligation — выразить обязательство  
 give instructions — давать инструкции, указания  
 imperative — повелительное наклонение  
 intentions/ambitions for the future — намерения/планы на будущее  
 interrogative — вопросительный  
 irregular verbs — неправильные глаголы  
 linkers — слова-связки  
 linking sentences — связь предложений  
 make plans for the future — строить планы на будущее  
 make predictions — предсказывать  
 narrate events in the past — рассказывать о событиях в прошлом  
 negative — отрицательный  
 noun — имя существительное  
 numerals — числительные  
 opposites — антонимы (слова с противоположным значением)  
 ordinal numbers — порядковые числительные  
 permanent state — постоянное состояние  
 plural — множественное число  
 possessive case — притяжательный падеж существительного  
 possessive adjectives — притяжательные местоимения  
 possessive pronouns — абсолютная форма притяжательных местоимений  
 prepositions of place — предлоги места  
 prepositions of time — предлоги времени  
 Present Simple — настоящее простое время  
 Present Continuous — настоящее продолженное время  
 Present Simple vs Present Continuous — настоящее простое время в сравнении с настоящим продолженным  
 refuse permission — отказывать в разрешении  
 regular verbs — правильные глаголы  
 repeated action — повторяющееся действие  
 singular — единственное число  
 short answers — краткие ответы  
 show absence of necessity — показывать отсутствие необходимости  
 spelling rules — правила правописания  
 superlative (degree) — превосходная степень  
 the third person singular — 3-е лицо единственного числа

time adverbials — обстоятельства времени  
 uncountable nouns — неисчисляемые существительные  
 verb — глагол

**Study Skills Vocabulary****appropriate linkers — подходящие слова-связки**

background knowledge — фоновые знания  
 brainstorming for ideas — мозговой штурм (выработка идей)  
 browse the Net — бродить в Интернете  
 carry out a survey — проводить опрос  
 expand vocabulary — увеличивать словарный запас  
 graphic organizers — графические схемы  
 homonyms — омонимы (слова, одинаковые по написанию и звучанию, но разные по значению)  
 increase vocabulary — увеличивать словарный запас  
 interjections — междометия  
 research further — исследовать глубже  
 listening/reading for specific information — аудирование/чтение с пониманием запрашиваемой информации  
 make notes — делать заметки; писать тезисы  
 narrate an event — рассказывать о событии  
 part of speech — часть речи  
 read widely — читать больше  
 rephrasing — перефразирование  
 research a topic — исследовать тему  
 sequence of events — последовательность событий  
 synonyms — синонимы  
 'true friends' — «настоящие друзья» (слова родного языка, схожие с иностранными)  
 use English in a natural way — говорить по-английски естественно  
 use gestures — использовать жесты

**Список сокращений**

adj — adjective — имя прилагательное  
 adv — adverb — наречие  
 cj — conjunction — союз  
 int — interjection — междометие  
 n — noun — имя существительное  
 num — numeral — числительное  
 pl — plural — множественное число  
 prep — preposition — предлог  
 pron — pronoun — местоимение  
 sing — singular — единственное число  
 v — verb — глагол  
 irr v — irregular verb — неправильный глагол  
 phr v — phrasal verb — фразовый глагол